



Township of Woolwich
Accessibility Audit Final Report
August 19, 2024

Table of Contents

Table of Contents	i
Executive Summary	ii
List of Audited Facilities	1
Administration Office	2
Bloomingtondale Community Centre	16
Bolender Park Washroom	20
Breslau Community Centre	24
Breslau Fire Station	35
Breslau Substation	43
Conestogo Community Centre	47
Conestogo Fire Station	51
Conestogo Works Yard	53
Elmira Fire Station	58
Elmira Lawn Bowling Club	63
Elmira Library	69
Elmira Lions Hall	78
Elmira Lions Park Washroom	85
Elmira Youth Soccer Office	90
Floradale Fire Station	95
Gibson Park Washroom	101
Heidelberg Community Centre	107
Howard Ave Works Yard	113
Maryhill Community Centre	116
Maryhill Fire Station	123
Snider Park Washroom	129
St. Jacobs Arena	132
St. Jacobs Fire Station	145
St. Jacobs Library	151
St. Jacobs Lions Hall	156
St. Jacobs Warehouse	163
Union St Works Yard	170
Woolwich Memorial Centre	173

Executive Summary

To further its commitment to citizens with disabilities and to ensure compliance with the Accessibility for Ontarians with Disabilities Act (AODA), 2005, the Township of Woolwich has initiated the Facility Accessibility Audit Project. Upon completion, this project will allow municipal staff to systematically plan for the elimination of physical and architectural barriers for those with disabilities, and to design new buildings and facilities that will meet the needs of all members of its community. The project involved auditing 29 facilities and spaces to identify where barriers may exist in the built environment.

The project was awarded to The Herrington Group Ltd. Since 2003, The Herrington Group (THG) has conducted accessibility audits of over 1200 buildings province-wide assessing over 50 million square feet of facility space. THG has extensive experience in planning, executing, and reporting accessibility audits of a variety of facilities and spaces with a solid track record in the municipal sector.

1. The Audit – Project Context

1.1 The Impact of the Accessibility for Ontarians with Disabilities Act (AODA)

The AODA creates and enforces new standards of accessibility and addresses barriers relating to all types of disability. This project was informed by the AODA's Design of Public Spaces Standard, as well as the newly updated sections of the Ontario Building Code, Section 3.8. The Ontario Building Code changes became effective January 1, 2015. The Design of Public Spaces Standard guidelines became effective January 1, 2016. In both cases, retrofits are not required to achieve compliance. Both standards apply to Extensive Renovations or new construction only.

The Ontario Building Code defines an Extensive Renovation as:

“Where existing interior walls or ceilings or floor assemblies or roof assemblies are substantially removed in an existing building and new interior walls, ceilings, floor assemblies or roof assemblies are installed in the building, structural and fire-resistance elements shall be constructed in compliance with the requirements of the other Parts”.

The Design of Public Spaces Standard (<https://www.ontario.ca/page/how-make-public-spaces-accessible>) applies as follows:

80.2 (1) *“Except as otherwise specified, this Part applies to public spaces that are newly constructed or redeveloped on and after the dates set out in the schedule in section 80.5 and that are covered by this Part”.*

This audit affords a “snapshot” of accessibility in relation to these and utilized Design Standards. It indicates the remedial action of bringing its facilities up to current codes and standards as of 2017, should the Township choose to initiate these changes. It provides the Township a baseline understanding as to the extent of accessibility currently available within its facilities and venues and provides recommendations to improve accessibility in the future.

1.2 Audit Methodology and Scope

This report includes 29 facilities identified by Township staff. Each facility was assessed for public, and staff use according to The Herrington Group’s customized assessment tool. Standards used in the assessment tool were taken from the Township of Toronto Facility Accessibility Design Standards (FADS), 2021, the Ontario Building Code 2012 – Accessibility Updates and the O. Reg. 413/12 Design of Public Spaces (GAATES Illustrated Technical Guide <http://gaates.org/resources-build-environment/>).

Audits provide a detailed “tour” of each facility, reflecting all external and internal elements, as well as on-site services and amenities. Audit staff begin at the parking lot and move to the building or public space entry and walk throughout the facility/space (e.g. entrance, access and circulation, meeting rooms, washrooms, stairwells, elevators etc.). The audit team takes specific measurements of facility areas and elements using a pre-existing audit checklist based on design standard criteria. A “cross-disability” focus is used, ensuring facilities are assessed for barriers experienced by individuals with mobility, sensory and cognitive disabilities.

1.3 Audit Limitations and Context

The audit report provides reasonable, achievable recommendations over time. For example, in many facilities, doorways ranged from 820 mm – 850 mm wide. Although the current building code requires doors in a public path to be a minimum 860 mm wide, no recommendation was made by the consultant. It is not feasible to widen every doorway within existing structures. Changes to ensure compliance with Standards should be made when there is a change in the facility use or when there is a direct need.

The consultant focused the audit recommendations on what access is reasonable to expect within the function of a municipal facility. “Higher priority items” are:

- Life Safety – visual fire alarms in washrooms and areas where individuals can become isolated; emergency response systems in washrooms
- Public entrances

- General path of travel (including public and staff path of travel)
- Washrooms
- Service counters in public service areas
- Parking

1.4 Report Format and Priority Rankings

This report provides a detailed reference tool for the Township to plan “access improving” initiatives. Results are presented in a chart form to facilitate easy review by respective departments. The chart provides all necessary information, in a succinct format, relating to why the barrier exists and how it can be removed. Recommendations are ranked according to priority levels.

The Township will plan implementation in a feasible manner to its operations. However, it is hoped that this report will be used as a guide for allocating resources according to need and to achieving feasible accessibility in the built environment. In consultation with Township staff, priority rankings are defined as follows:

Priority 1 — High - Immediate action recommended.

- Requirements to immediately comply with the AODA’s Design of Public Spaces Standard.

Priority 2 — Medium - Short-term action recommended (within 2-5 years)

- Risk of creating or maintaining hazards to life or public safety

Priority 3 — Low - Mid-term action recommended (5-10 years)

- Compliance with the new requirements of the Ontario Building Code with Extensive Renovation
- Maintenance items to be completed by Township staff.

Priority 4 — Considerations for future planning (10+ years)

- Accessibility considerations to improve overall accessibility needs and achieve FADS compliance.
- Suggestions for consideration in future planning and/or capital projects

In terms of priorities, the results confirm the following:

Priority 1	0
Priority 2	39
Priority 3	185
Priority 4	120

2. Audit Result Trends and Themes

Audit results vary across facilities and are largely impacted by the facility's age and the design standards that were in place at the time of construction. It stands to reason that older facilities have more issues than newer ones. Overall, the efforts of the Township to increase accessibility, in a cross-disability way, is obvious to the auditing team.

However, recurring trends and themes can be noted across the system:

Washrooms

- Most washrooms have L-shaped grab bars installed, but many are missing the wall mounted fold down bar required by OBC on the transfer side of the toilet. Installation of these grab bars not only meets the OBC requirements but ensures better accessibility in the washrooms.

Maintenance Issues

- Most washrooms have the required accessories, but they are installed incorrectly. Maintenance staff can easily correct these barriers.

Parking

- Parking spaces are generally in line with the Design of Public Spaces Standard but are missing required access aisles and posted signage.

2.1 Report Inclusions

The enclosed report provides the following audit information:


1. An indexed **Audit Report** outlining each facility's results including:
 - noted deficits/areas for improvement
 - recommended remedial action to improve accessibility
 - a priority ranking for the recommendation and

Items marked as “N/A” in the attached report are marked thus as they are compliant, not technically feasible or not part of the OBC Section 3.8.

3. Conclusion

The success of this project would not have been possible without the assistance and support of Township staff. We appreciate all efforts to expedite our work and the support we received in accomplishing the project deliverables. We sincerely hope that this project will assist the Township in its future endeavours to create a universally accessible municipality.

Respectfully submitted by:



Donna L. Herrington
Senior Planner/Owner
The Herrington Group Ltd

Facility	Square Footage	Construction Year	Usage
Administration Office	10759	2008	Public
Bloomington Community Centre	2176	1980	Public
Bolender Park Washroom	500	early 2000s	Public
Breslau Community Centre	17814	2009/2013 (addition)	Public
Breslau Fire Station	9203	2018	Staff
Breslau Substation	10353	2011	Staff
Conestogo Community Centre	1482	1967	Public
Conestogo Fire Station	2788	1966	Staff
Conestogo Works Yard	11530	1967	Staff
Elmira Fire Station	5195	1970	Staff
Elmira Lawn Bowling Club	1500	1971	Public
Elmira Library	6620	1928	Public
Elmira Lions Hall	10500	2004	Public
Elmira Lions Park Washroom	1453	early 2000s	Public
Elmira Youth Soccer Office	1100	1971	Public
Floradale Fire Station	6356	2009	Public
Gibson Park Washroom	630	2022	Public
Heidelberg Community Centre	3050	2007/2017 (major renovation)	Public
Howard Ave Works Yard	3258	1970	Staff
Maryhill Community Centre	3818	2007	Public
Maryhill Fire Station	4815	2023	Staff
Snider Park Washroom	350	1947	Public
St. Jacobs Arena	approximately 29000	unspecified year	Public
St. Jacobs Fire Station	20500	1994	Staff
St. Jacobs Library	2955	1928	Public
St. Jacobs Lions Hall	11582	1947	Public
St. Jacobs Warehouse	13787	1994	Public
Union St Works Yard	4998	1970	Staff
Woolwich Memorial Centre	117455	2009	Public

Facility	Floor ID	Facility Area Name	Element	Assessment Results	Corrective Action Plan	Meets Standard	Priority Level	FADS Reference	OBC/DOPSS Reference	Correction Type	Photo ID
Administration Office	2	2nd Floor - Council Chambers	Path of Travel	Step to dais seating for Mayor and staff.	Install portable ramp to facilitate access to dais as needed	Not Compliant	4	4.1.9 - Ramps	Div. B / 3.8.3.4. - Ramps	Accessibility	
Administration Office	2	2nd Floor - Council Chambers	Door - Clear Space	Door: 760 mm wide; automatic opener installed: 1200 mm high x 150 mm wide.	N/A	OBC Compliant	Compliant	4.1.6 - Doors	Div. B / 3.8.3.3. - Doors and Doorways		
Administration Office	2	2nd Floor - Dodie Board Room	Sink	Counter: 840 mm high; long lever handles on faucet; reach to use: 300 mm deep. Soap: 1300 mm high; Paper towel: 1245 mm high. Microwave over counter on shelf: 1555 mm high.	Reinstall soap dispenser and microwave so they are no more than 1200 mm from the floor	Not Compliant	3	4.1.1 - Space and Reach Requirements	Div. B / 3.8.1.5. - Access to controls	Maintenance	21-23
Administration Office	2	2nd Floor - Dodie Board Room	Door - Clear Space	Door: 840 mm wide; lever handle	N/A	OBC Compliant	Compliant	4.1.6 - Doors	Div. B / 3.8.3.3. - Doors and Doorways		
Administration Office	2	2nd Floor - Dodie Board Room	Path of Travel	Fire extinguisher: 930 mm high. Visual alarm installed. Table: 730 mm high; knee space: 700 mm high x 480 mm wide.	N/A	OBC/FADS/DOPSS Compliant	Compliant	4.1.1 - Space and Reach Requirements	Div. B / 3.2.4.19.(4); Div. B / 3.2.4.22- Visual Alarms		24
Administration Office	2	2nd Floor - Mayor Office	Door - Clear Space	Door leading to Mayor's office: 850 mm wide; lever handle; Office door: 840 mm wide; lever handle.	N/A	OBC/FADS/DOPSS Compliant	Compliant	4.1.6 - Doors	Div. B / 3.8.3.3. - Doors and Doorways		25,26

Facility	Floor ID	Facility Area Name	Element	Assessment Results	Corrective Action Plan	Meets Standard	Priority Level	FADS Reference	OBC/DOPSS Reference	Correction Type	Photo ID
Administration Office	2	2nd Floor - Mayor Office	Path of Travel	Fire pull: 1180 mm high; Fire extinguisher: 910 mm high	N/A	OBC/FADS/DOPSS Compliant	Compliant	4.1.1 - Space and Reach Requirements	Div. B / 3.8.1.5. - Access to controls		
Administration Office	2	2nd Floor - Mayor Office	Storage Shelving	Table: 750 mm high; knee space: 720 mm high	N/A	FADS Compliant	Compliant	4.3.7 - Tables, Counters and Work Surfaces	N/A		
Administration Office	1	Administrative Offices	Door - Clear Space	Door: 780 mm wide; lever handle. Card swipe: 1040 mm high. Interior offices - doors have glazing as warning surface. Doors are 830 mm wide; lever handles.	N/A	OBC/FADS/DOPSS Compliant	Compliant	4.1.6 - Doors	Div. B / 3.8.3.3. - Doors and Doorways		12
Administration Office	1	Administrative Offices	Path of Travel	Interior paths: 1260 mm - 1420 mm wide. Fire extinguisher: 980 mm high. Visual fire alarms installed. Sanitizer: 1230 mm high.	N/A	OBC/FADS/DOPSS Compliant	Compliant	4.1.4 - Accessible Routes, Paths and Corridors	Div. B / 3.2.4.19.(4); Div. B / 3.2.4.22- Visual Alarms		14
Administration Office	1	Administrative Offices	Storage Shelving	Desk: 750 mm high; knee space: 720 mm high. Keyboard on desk but is adjustable as needed.	N/A	OBC/FADS/DOPSS Compliant	Compliant	4.3.7 - Tables, Counters and Work Surfaces	N/A		13

Facility	Floor ID	Facility Area Name	Element	Assessment Results	Corrective Action Plan	Meets Standard	Priority Level	FADS Reference	OBC/DOPSS Reference	Correction Type	Photo ID
Administration Office	1	Back Entrance	Door - Clear Space	Exterior door: 800 mm wide; interior door: 830 mm wide. Automatic opener installed: 1235 mm high x 150 mm wide. Both doors open simultaneously. Fire pull at entrance: 1170 mm high. Visual alarms installed in corridors.	N/A	OBC Compliant	Compliant	4.1.5 - Entrances	Div. B / 3.8.1.2.(1) - Public Entrances		1,2
Administration Office	0	Basement - Lunch Room	Appliance Controls and Outlets	Microwave on shelf over counter: 1470 mm high.	Reinstall microwave to counter and ensure controls are not higher than 1200 mm high when accommodating staff.	Not Compliant	4	4.1.1 - Space and Reach Requirements	Div. B / 3.8.1.5. - Access to controls	Accessibility	
Administration Office	0	Basement - Lunch Room	Door - Clear Space	Door: 840 mm wide; lever handle. No automatic opener installed.	Install an automatic door opener. Controls should be 150 mm wide and installed no higher than 1200 mm	Not Compliant	4	4.1.6 - Doors	Div. B / 3.8.3.3. - Doors and Doorways	Accessibility	
Administration Office	0	Basement - Lunch Room	Path of Travel	Coat rack - Rail: 1440 mm high; Shelf: 1545 mm high. Tables: 740 mm high; knee space: 720 mm high x 480 mm wide.	Install accessible coat rack.	Not Compliant	4	4.1.1 - Space and Reach Requirements	Div. B / 3.8.1.5. - Access to controls	Accessibility	
Administration Office	0	Basement - Lunch Room	Path of Travel	Fire extinguisher: 940 mm high	N/A	OBC/FADS/DOPSS Compliant	Compliant	4.1.1 - Space and Reach Requirements	Div. B / 3.8.1.5. - Access to controls		

Facility	Floor ID	Facility Area Name	Element	Assessment Results	Corrective Action Plan	Meets Standard	Priority Level	FADS Reference	OBC/DOPSS Reference	Correction Type	Photo ID
Administration Office	0	Basement - Lunch Room	Sink	Counter: 840 mm high; knee space: 720 mm high. Soap: 1130 mm high; Paper towel: 1200 mm high. Long levers on faucet: 330 mm deep to use.	N/A	OBC/FADS/DOPSS Compliant	Compliant	4.1.1 - Space and Reach Requirements	Div. B / 3.8.1.5. - Access to controls		
Administration Office	0	Basement - Unisex Washroom	Visual Alarms	Visual alarm installed outside washroom, but not inside.	Install visual alarms at minimum in corridors and washrooms. Consider installing visual alarms in areas where individuals may become isolated (eg. Locker rooms, stairwells etc.)	Not Compliant	2	4.4.4 - Visual Alarms	Div. B / 3.2.4.19.(4); Div. B / 3.2.4.22- Visual Alarms	Life Safety	17
Administration Office	0	Basement - Unisex Washroom	Doors	Path to washroom from corridor: 1190 mm wide. Door: 840 mm wide; no automatic opener installed. Door has wheelchair symbol on sign but no accessibility in washroom	Convert to unisex washroom - change signage to remove wheelchair symbol.	Not Compliant	3	4.1.6 - Doors	Div. B / 3.8.3.3. - Doors and Doorways	Maintenance	18
Administration Office	0	Basement - Unisex Washroom	Grab Bars	No grab bars in stall.	See recommendation to remove wheelchair from sign.	Not Compliant	3	4.2.6 - Washroom Accessories	Div. B/3.8.3.9. - Water Closet Fixtures	Maintenance	20

Facility	Floor ID	Facility Area Name	Element	Assessment Results	Corrective Action Plan	Meets Standard	Priority Level	FADS Reference	OBC/DOPSS Reference	Correction Type	Photo ID
Administration Office	0	Basement - Unisex Washroom	Individual Washroom Stall	Stall door opens inwards, makes it impossible to enter and turn. Stall: 1210 mm wide x 1795 mm deep.	See recommendation to remove wheelchair from sign.	Not Compliant	3	4.2.1 - Toilet Stalls	Div. B / 3.8.3.8 - Water Closet Stalls	Maintenance	19
Administration Office	0	Basement - Unisex Washroom	Mirrors	Mirror is 1180 mm high	See recommendation to remove wheelchair from sign.	Not Compliant	3	4.2.3 - Lavatories	Div. B / 3.8.3.11. - Lavatories	Maintenance	
Administration Office	0	Basement - Unisex Washroom	Toilet	Toilet: 380 mm high. Clear space beside: 560 mm wide; in front: 1100 mm deep	See recommendation to remove wheelchair from sign.	Not Compliant	3	4.2.2 - Toilets	Div. B/3.8.3.9. - Water Closet Fixtures	Maintenance	20
Administration Office	0	Basement - Unisex Washroom	Vanity / Counter / Sink	Sink: 770 mm high; knee space: 720 mm high x 300 mm deep. Reach to faucet: 300 mm deep.	See recommendation to remove wheelchair from sign.	Not Compliant	3	4.2.3 - Lavatories	Div. B / 3.8.3.11. - Lavatories	Maintenance	
Administration Office	1	Elevator	Audio Cues in Elevator	No voice announcement of direction or floor	Install an annunciator panel with voice announcement of direction and floor	Not Compliant	4	4.1.14 - Elevators	N/A	Accessibility	
Administration Office	1	Elevator	Audio Cues in Elevator	Audible signal installed	N/A	FADS Compliant	Compliant	4.1.14 - Elevators	N/A		
Administration Office	1	Elevator	Elevator Doors	Door: 1050 mm wide	N/A	FADS Compliant	Compliant	4.1.14 - Elevators	N/A		
Administration Office	1	Elevator	Emergency Car Controls in Elevator	Controls: 1100 mm high; braille and tactile lettering with symbols, on controls.	N/A	FADS Compliant	Compliant	4.1.14 - Elevators	N/A		

Facility	Floor ID	Facility Area Name	Element	Assessment Results	Corrective Action Plan	Meets Standard	Priority Level	FADS Reference	OBC/DOPSS Reference	Correction Type	Photo ID
Administration Office	1	Elevator	Hallway Indicators in Elevators	Call button: 985 mm - 1040 mm high	N/A	FADS Compliant	Compliant	4.1.14 - Elevators	N/A		
Administration Office	1	Elevator	Inside Elevator	Railings on all non-access walls: 790 mm high	N/A	FADS Compliant	Compliant	4.1.14 - Elevators	N/A		
Administration Office	1	Front Entrance	Entrance	Defibrillator: 1370 mm high; First aid kit: 1440 mm high	Reinstall defibrillator and first aid kits to so reach to no more than 1200 mm from the floor	Not Compliant	2	4.1.1 - Space and Reach Requirements	Div. B / 3.8.1.5. - Access to controls	Maintenance	
Administration Office	1	Front Entrance	Counters	Two counters available, one lowered. Lowered counter: 860 mm high x 460 mm deep. Knee space is 700 mm high x 460 mm deep. Surface: 240 mm deep.	N/A	OBC/FADS/DOPSS Compliant	Compliant	4.3.8 - Information, Reception and Service Counters	O.Reg. 413/12 - 80.40 -43 - Obtaining Services - Counters and Queuing Areas		16
Administration Office	1	Front Entrance	Door - Clear Space	Exterior door: 790 mm wide; interior door: 800 mm wide. Automatic opener installed. Controls: 1185 mm - 1190 mm high x 100 mm wide. Card swipe: 1180 mm high	N/A	OBC Compliant	Compliant	4.1.5 - Entrances	Div. B / 3.8.1.2.(1) - Public Entrances		15

Facility	Floor ID	Facility Area Name	Element	Assessment Results	Corrective Action Plan	Meets Standard	Priority Level	FADS Reference	OBC/DOPSS Reference	Correction Type	Photo ID
Administration Office	1	Parking	Accessible Spaces for Parking	There are 39 spaces in the main lot; one is van accessible but not marked as such. Space is 5370 mm wide x 5940 mm long. It has a symbol on pavement and has a sign that is Ministry of Transportation compliant.	Install one Type B "standard" accessible parking space of 2400 mm wide with access and MTO compliant posted sign to meet DOPSS requirements. Install a sign in existing space that indicates it is "van accessible".	Not Compliant	3	4.3.12 - Parking	O.Reg. 413/12 - 80.33 - Off-Street Parking	Regulations Compliance	30,31
Administration Office	1	Stair	Warning Surfaces	No tactile warning surface at stair.	Install detectable warning surface at top of stairs and at landings. Surface shall be constructed in accordance with ISO 23599 Tactile Walking Surface Indicators including colour contrasting, truncated domes set back 300-500 mm from start of tread.	Not Compliant	3	4.1.11 - Stairs	N/A	Regulations Compliance	28,29
Administration Office	1	Stair	Signage	No signage to indicate floor or egress/exit	Install accessible signage that has high contrast, symbols, braille and tactile lettering and a minimum contrast of 70% light reflectance no higher than 1525 mm according to FADS/OBC requirements	Not Compliant	3	4.1.11 - Stairs	N/A	Accessibility	28,29

Facility	Floor ID	Facility Area Name	Element	Assessment Results	Corrective Action Plan	Meets Standard	Priority Level	FADS Reference	OBC/DOPSS Reference	Correction Type	Photo ID
Administration Office	1	Stair	Handrails	Railings on both sides of stair: 1020 mm high x 40 mm wide. Extensions at top and bottom of stair.	N/A	FADS Compliant	Compliant	4.1.11 - Stairs	N/A		28,29
Administration Office	1	Stair	Nosings	Contrast at nosing	N/A	FADS Compliant	Compliant	4.1.11 - Stairs	N/A		28,29
Administration Office	1	Stair	Stairs	Riser: 180 mm high, Tread: 280 mm deep	N/A	FADS Compliant	Compliant	4.1.11 - Stairs	N/A		28,29
Administration Office	1,2	Washroom - 1st and 2nd Floor - Men and Women	Visual Alarms	No visual alarms installed in washrooms on 1st floor. 2nd floor washrooms have visual alarms inside.	Install visual alarms at minimum in corridors and washrooms. Consider installing visual alarms in areas where individuals may become isolated (eg. Locker rooms, stairwells etc.)	Not Compliant	2	4.4.4 - Visual Alarms	Div. B / 3.2.4.19.(4); Div. B / 3.2.4.22- Visual Alarms	Life Safety	
Administration Office	1,2	Washroom - 1st and 2nd Floor - Men and Women	Individual Washroom Stall	Dpull on outside of door only.	Install d-style door pulls on the inside of the door. Pull should be at least 140 mm long, between 200-300 mm from hinge side and no more than 1200 mm high.	Not Compliant	3	4.2.1 - Toilet Stalls	Div. B / 3.8.3.8 - Water Closet Stalls	Maintenance	
Administration Office	1,2	Washroom - 1st and 2nd Floor - Men and Women	Mirrors	Men - Mirror: 1140 mm high. Women - Mirror: 1130 mm high	Reinstall mirror so that bottom edge is no more than 1000 mm high.	Not Compliant	3	4.2.3 - Lavatories	Div. B / 3.8.3.11. - Lavatories	Maintenance	8,11

Facility	Floor ID	Facility Area Name	Element	Assessment Results	Corrective Action Plan	Meets Standard	Priority Level	FADS Reference	OBC/DOPSS Reference	Correction Type	Photo ID
Administration Office	1,2	Washroom - 1st and 2nd Floor - Men and Women	Toilet	Toilet: 460 mm high. No lid for back support.	Install lid for back support.	Not Compliant	3	4.2.2 - Toilets	Div. B/3.8.3.9. - Water Closet Fixtures	Maintenance	6,10
Administration Office	1,2	Washroom - 1st and 2nd Floor - Men and Women	Vanity / Counter / Sink	Sink: 840 mm high; knee space: 805 mm high. Automatic faucet; reach to use: 330 mm deep. Soap on side wall: 1200 mm high; paper towel: 1350 mm high. Garbage is wall mounted: 990 mm high.	Reinstall paper towel dispenser so reach to use is not more than 400 mm deep. Maintain at heights no more than 1200 mm from the floor	Not Compliant	3	4.2.3 - Lavatories	Div. B / 3.8.3.11. - Lavatories	Maintenance	8,11,7
Administration Office	1,2	Washroom - 1st and 2nd Floor - Men and Women	Doors	Door: 825 mm wide; path into washroom: 1040 mm - 1185 mm wide. No automatic door opener although wheelchair on signage to indicate accessible stall.	Install an automatic door opener. Controls should be 150 mm wide and installed no higher than 1200 mm	Not Compliant	3	4.1.6 - Doors	Div. B / 3.8.3.3. - Doors and Doorways	Building Code	9,5

Facility	Floor ID	Facility Area Name	Element	Assessment Results	Corrective Action Plan	Meets Standard	Priority Level	FADS Reference	OBC/DOPSS Reference	Correction Type	Photo ID
Administration Office	1,2	Washroom - 1st and 2nd Floor - Men and Women	Grab Bars	Lshaped bar installed beside toilet - Horizontal: 740 mm high x 730 mm long. Vertical: 1180 mm high x 760 mm long. Bar behind toilet - Horizontal: 900 mm high x 600 mm long. No fold down bar on transfer side.	Install wall mounted, fold down bar on transfer side of toilet.	Not Compliant	3	4.2.10 - Grab Bars	Div. B/3.8.3.9. - Water Closet Fixtures	Building Code	6,10
Administration Office	1,2	Washroom - 1st and 2nd Floor - Men and Women	Coat Hooks	Hook on stall partition: 1070 mm high	N/A	OBC/FADS/DOPSS Compliant	Compliant	4.2.6 - Washroom Accessories	Div. B/3.8.3.9. - Water Closet Fixtures		
Administration Office	1,2	Washroom - 1st and 2nd Floor - Men and Women	Individual Washroom Stall	Men - Stall door: 780 mm wide. Stall is 1580 mm wide x 1540 mm deep. Women -Stall door: 800 mm wide. Stall is 1610 mm wide x 1550 mm deep. Men: clear space in front: 750 mm wide; beside: 860 mm wide. Women - Clear space in front: 740 mm deep; beside: 940 mm wide.	N/A	OBC Compliant	Compliant	4.2.1 - Toilet Stalls	Div. B / 3.8.3.8 - Water Closet Stalls		

Facility	Floor ID	Facility Area Name	Element	Assessment Results	Corrective Action Plan	Meets Standard	Priority Level	FADS Reference	OBC/DOPSS Reference	Correction Type	Photo ID
Administration Office	1,2	Washroom - 1st and 2nd Floor - Men and Women	Toilet Paper Holder	Installed in front of Lshaped bars: 760 mm high	N/A	OBC/FADS/DOPSS Compliant	Compliant	4.2.2 - Toilets	Div. B/3.8.3.9. - Water Closet Fixtures		6,10
Administration Office	1	Washroom - by Entrance Universal	Visual Alarms	Visual alarm on outside of washroom door	Reinstall visual alarm to inside of washroom.	Not Compliant	2	4.4.4 - Visual Alarms	Div. B / 3.2.4.19.(4); Div. B / 3.2.4.22- Visual Alarms	Life Safety	
Administration Office	1	Washroom - by Entrance Universal	Toilet	Seat: 490 mm high, no back support. Clear space beside toilet: 660 mm wide; in front: 1390 mm deep.	Install lid for back support.	Not Compliant	3	4.2.2 - Toilets	Div. B/3.8.3.9. - Water Closet Fixtures	Maintenance	4
Administration Office	1	Washroom - by Entrance Universal	Grab Bars	Lshaped bar installed beside toilet - Horizontal: 750 mm high x 780 mm long. Vertical: 1210 mm high x 780 mm long. Bar behind toilet - Horizontal: 905 mm high x 620 mm long. No fold down bar on transfer side.	Install wall mounted, fold down bar on transfer side of toilet.	Not Compliant	3	4.2.10 - Grab Bars	Div. B/3.8.3.9. - Water Closet Fixtures	Building Code	4
Administration Office	1	Washroom - by Entrance Universal	Call Systems	Emergency call system installed. Control: 860 mm high	N/A	OBC/FADS/DOPSS Compliant	Compliant	4.2.7 - Universal Washrooms	Div. B / 3.8.3.12.(1) to (6) - Universal Toilet Rooms		

Facility	Floor ID	Facility Area Name	Element	Assessment Results	Corrective Action Plan	Meets Standard	Priority Level	FADS Reference	OBC/DOPSS Reference	Correction Type	Photo ID
Administration Office	1	Washroom - by Entrance Universal	Doors	Door: 840 mm wide; automatic opener installed - 1040 mm high x 150 mm wide.	N/A	OBC/FADS/DOPSS Compliant	Compliant	4.1.6 - Doors	Div. B / 3.8.3.3. - Doors and Doorways		3
Administration Office	1	Washroom - by Entrance Universal	Path of Travel	Dimensions: 2920 mm wide x 2050 mm deep.	N/A	OBC/FADS/DOPSS Compliant	Compliant	4.2.7 - Universal Washrooms	Div. B / 3.8.3.12.(1) to (6) - Universal Toilet Rooms		
Administration Office	1	Washroom - by Entrance Universal	Toilet Paper Holder	Dispenser in front of Lshaped bar - 600 mm high	N/A	OBC/FADS/DOPSS Compliant	Compliant	4.2.2 - Toilets	Div. B/3.8.3.9. - Water Closet Fixtures		4
Administration Office	1	Washroom - by Entrance Universal	Vanity / Counter / Sink	Counter: 850 mm high. Knee space: 760 mm high x 340 mm deep. Automatic faucet installed; reach to use: 340 mm deep. Soap: 980 mm high. Paper towel: 1240 mm high; Hook: 1200 mm high. Garbage is wall mounted: 990 mm high.	N/A	OBC/FADS/DOPSS Compliant	Compliant	4.2.3 - Lavatories	Div. B / 3.8.3.11. - Lavatories		
Administration Office	1	Washroom - by Entrance Universal	Mirrors	Mirror: 1130 mm high. Large horizontal mirror installed.	N/A	N/A	Technically Infeasible	4.2.3 - Lavatories	Div. B / 3.8.3.11. - Lavatories		4

The Herrington Group

Administration Office



1 Woolwich Administration Office staff entrance




2 WAO - visual alarm



3 WAO Universal washroom door



4 WAO Universal Washroom toilet area



5 WAO Womens Washroom




6 WAO Womens Washroom stall area



7 WAO Womens Washroom accessories



8 WAO - Womens washroom sink area



9 WAO - Mens washroom door




10 WAO - Mens washroom stall



11 WAO Mens washroom sink area



12 WAO office area window glazing



13 WAO office area desk



14 WAO office area - visual alarm



15 WAO public entrance




16 WAO service counter



17 WAO Basement washroom visual alarm on outside of washroom



18 WAO Basement - unisex washroom



19 WAO Basement - unisex washroom - door opens inwards



20 WAO Basement - unisex washroom - no grab bars



21 WAO - 2nd floor Board Room kitchenette

The Herrington Group

Administration Office




22 WAO - 2nd floor kitchenette sink area



23 WAO - 2nd floor kitchenette



24 WAO 2nd floor Board Room




25 WAO 2nd floor - Mayor's office



26 WAO 2nd floor - Mayor's office 2



27 WAO 2nd floor - visual alarms



28 WAO stairs



29 WAO stairs 2



30 WAO Accessible parking aisle



31 WAO - Accessible parking sign

Facility	Floor ID	Facility Area Name	Element	Assessment Results	Corrective Action Plan	Meets Standard	Priority Level	FADS Reference	OBC/DOPSS Reference	Correction Type	Photo ID
Bloomington Community Centre	1	Entrance	Door - Clear Space	Door: 810 mm wide; lip at door: 50 mm high; no automatic opener installed.	Bevel lip at door so that it is not more than 20 mm high. Install an automatic door opener. Controls should be 150 mm wide and installed no higher than 1200 mm	Not Compliant	3	4.1.6 - Doors	Div. B / 3.8.3.3. - Doors and Doorways	Building Code	1
Bloomington Community Centre	1	Kitchen	Sink	Counter: 910 mm high. Single lever faucet installed on sink: reach to use - 460 mm deep. Soap on back wall: 1180 mm high; paper towel on back wall: 1360 mm high. Serving counter: 1030 mm high x 220 mm deep; surface: 380 mm deep.	Reinstall paper towel dispenser so that it is not more than 1200 mm from the floor	Not Compliant	3	4.1.1 - Space and Reach Requirements	Div. B / 3.8.1.5. - Access to controls	Maintenance	5
Bloomington Community Centre	1	Kitchen	Appliance Controls and Outlets	Microwave on shelf over counter - controls: 1540 mm high. Fire extinguisher: 1320 mm high; First aid kit: 1540 mm high. Stove has back mounted controls	Reinstall microwave, extinguisher and first aid kit to 1200 mm high. Install stove with front mounted controls.	Not Compliant	3	4.1.1 - Space and Reach Requirements	Div. B / 3.8.1.5. - Access to controls	Accessibility	5
Bloomington Community Centre	1	Kitchen	Accessible Route for Doors	Door: 840 mm wide; lever handle	N/A	OBC/FADS/DOPSS Compliant	Compliant	4.1.6 - Doors	Div. B / 3.8.3.3. - Doors and Doorways		

Facility	Floor ID	Facility Area Name	Element	Assessment Results	Corrective Action Plan	Meets Standard	Priority Level	FADS Reference	OBC/DOPSS Reference	Correction Type	Photo ID
Bloomington Community Centre	1	Parking	Signage For Parking	Symbol on pavement, no posted signs	Install posted signs in compliance with Ministry of Transportation. Ensure widest space is marked with signage as "van accessible"	Not Compliant	3	4.3.12 - Parking	O.Reg. 413/12 - 80.33 - Off-Street Parking	Regulations Compliance	6
Bloomington Community Centre	1	Parking	Accessible Spaces for Parking	A total of 52 spaces; 3 accessible spaces installed. Spaces are 3910 mm - 4750 mm wide x 5150 mm long. Aisle installed: 2640 mm wide.	N/A	OBC/FADS/DOPSS Compliant	Compliant	4.3.12 - Parking	O.Reg. 413/12 - 80.33 - Off-Street Parking		6
Bloomington Community Centre	1	Washroom - Individual	Toilet	Toilet seat: 410 mm high; tank available for back support. Clear space beside toilet: 830 mm wide possible but garbage can obstructs space. Clear space in front: 1230 mm deep	Install wall mounted garbage can to open clear space beside toilet.	Not Compliant	3	4.2.2 - Toilets	Div. B/3.8.3.9. - Water Closet Fixtures	Maintenance	2
Bloomington Community Centre	1	Washroom - Individual	Doors	Door: 850 mm wide; lever handle. No automatic opener installed	Install an automatic door opener. Controls should be 150 mm wide and installed no higher than 1200 mm	Not Compliant	3	4.1.6 - Doors	Div. B / 3.8.3.3. - Doors and Doorways	Building Code	

Facility	Floor ID	Facility Area Name	Element	Assessment Results	Corrective Action Plan	Meets Standard	Priority Level	FADS Reference	OBC/DOPSS Reference	Correction Type	Photo ID
Bloomington Community Centre	1	Washroom - Individual	Grab Bars	Angled bar installed beside toilet: 940 mm high, 740 mm long. No grab bar behind toilet. No fold down bar on transfer side.	Install L-shaped grab bars directly beside the toilet. They should each be 760 mm long and installed no more than 750 mm high (between 630-690 mm preferred). Install wall mounted, fold-down grab bar on transfer side.	Not Compliant	3	4.2.10 - Grab Bars	Div. B/3.8.3.9. - Water Closet Fixtures	Building Code	2
Bloomington Community Centre	1	Washroom - Individual	Vanity / Counter / Sink	Counter: 830 mm high; knee space: 635 mm high x 430 mm deep. Knob faucet handles installed; reach to use: 500 mm deep. Soap on side wall: 1300 mm high	See recommendation to install wall mounted sink with related accessories.	Not Compliant	3	4.2.3 - Lavatories	Div. B / 3.8.3.11. - Lavatories	Accessibility	3
Bloomington Community Centre	1	Washroom - Individual	Call Systems	No emergency call system	Install emergency call button with controls between 400-600 mm high. Ensure emergency call is wired to staffed area.	Not Compliant	2	4.2.7 - Universal Washrooms	Div. B / 3.8.3.12.(1) to (6) - Universal Toilet Rooms	Life Safety	2
Bloomington Community Centre	1	Washroom - Individual	Mirrors	Mirror: 950 mm high	N/A	OBC/FADS/DOPSS Compliant	Compliant	4.2.3 - Lavatories	Div. B / 3.8.3.11. - Lavatories		3
Bloomington Community Centre	1	Washroom - Individual	Toilet Paper Holder	Dispenser under grab bar at 750 mm high	N/A	OBC/FADS/DOPSS Compliant	Compliant	4.2.2 - Toilets	Div. B/3.8.3.9. - Water Closet Fixtures		2

The Herrington Group

Bloomingtondale Community Centre



1 Bloomingtondale Community Centre



2 BLCC - Individual Washroom toilet area



3 BLCC Individual washroom sink area



4 BLCC Serving counter



5 BLCC Kitchen



6 BLCC Accessible parking

Facility	Floor ID	Facility Area Name	Element	Assessment Results	Corrective Action Plan	Meets Standard	Priority Level	FADS Reference	OBC/DOPSS Reference	Correction Type	Photo ID
Bolendar Park Washroom	1	Parking	Accessible Spaces for Parking	Gravel parking lot, no accessible spaces.	Pave parking lot and install accessible space according to OBC/DOPSS	Not Compliant	3	4.3.12 - Parking	O.Reg. 413/12 - 80.34-37 - Accessible Parking	Accessibility	1
Bolendar Park Washroom	1	Washroom - Men and Women	Doors	Door: 740 mm wide; lever handle. Automatic door installed - Controls: 1010 mm high x 100 mm wide. Exterior control: 965 mm high x 100 mm wide.	Widen doors to 950 mm. If technically infeasible, an acceptable minimum width is 860 mm.	Not Compliant	4	4.1.6 - Doors	Div. B / 3.8.3.3. - Doors and Doorways	Building Code	
Bolendar Park Washroom	1	Washroom - Men and Women	Grab Bars	Lshaped bar installed beside toilet: Vertical bar: 1200 mm high x 760 mm long; Horizontal bar: 745 mm high x 760 mm long. Bar behind toilet: 900 mm high x 600 mm long. No fold down bar on transfer side.	Install wall mounted, fold down bar on transfer side of toilet.	Not Compliant	3	4.2.10 - Grab Bars	Div. B/3.8.3.9. - Water Closet Fixtures	Building Code	2,8

Facility	Floor ID	Facility Area Name	Element	Assessment Results	Corrective Action Plan	Meets Standard	Priority Level	FADS Reference	OBC/DOPSS Reference	Correction Type	Photo ID
Bolendar Park Washroom	1	Washroom - Men and Women	Urinals	Urinal rim: 540 mm high; no grab bars installed.	Reinstall urinal so that its rim is not more than 430 mm above the floor or is floor mounted. Install grab bars on each side of the urinal no more than 380 mm from its centre. Install bars in a vertical position. Bars should be at least 300 mm long and the lowest end installed between 600-650 mm from the floor.	Not Compliant	3	4.2.5 - Urinals	Div. B / 3.8.3.10 Urinals	Building Code	6
Bolendar Park Washroom	1	Washroom - Men and Women	Change Table	Change table - control: 1310 mm high; surface: 800 mm high	N/A	OBC/FADS/DOPSS Compliant	Compliant	4.2.6 - Washroom Accessories	Div. B / 3.8.1.5. - Access to controls		3,7
Bolendar Park Washroom	1	Washroom - Men and Women	Coat Hooks	Womens: 1210 mm high; protrudes 30 mm. Mens: 1180 mm high; protrudes: 30 mm.	N/A	OBC/FADS/DOPSS Compliant	Compliant	4.1.1 - Space and Reach Requirements	Div. B / 3.8.1.5. - Access to controls		
Bolendar Park Washroom	1	Washroom - Men and Women	Individual Washroom Stall	Stall: Door - 900 mm wide; dpull on both inside and outside. Womens: Dimensions - 1420 mm wide x 1540 mm long. Mens: Dimensions - 1425 mm wide x 1545 mm long.	N/A	OBC Compliant	Compliant	4.2.1 - Toilet Stalls	Div. B / 3.8.3.8 - Water Closet Stalls		

Facility	Floor ID	Facility Area Name	Element	Assessment Results	Corrective Action Plan	Meets Standard	Priority Level	FADS Reference	OBC/DOPSS Reference	Correction Type	Photo ID
Bolendar Park Washroom	1	Washroom - Men and Women	Interior Accessible Routes Interior Paths of Travel Interior Paths	Path into washroom - 1110 - 1120 mm wide	N/A	OBC/FADS/DOPSS Compliant	Compliant	4.1.4 - Accessible Routes, Paths and Corridors	Div. B / 3.8.1.3.(4) - Barrier-free path of travel clear space		
Bolendar Park Washroom	1	Washroom - Men and Women	Signage	Signage has braille lettering and pictogram	N/A	OBC/FADS/DOPSS Compliant	Compliant	4.4.7 - Signage	Div. B / 3.8.3.1. - Accessible Signage		5,9
Bolendar Park Washroom	1	Washroom - Men and Women	Toilet	Toilet seat: 420 mm high; tank available for back support. Flush is on transfer side.	N/A	OBC/FADS/DOPSS Compliant	Compliant	4.2.2 - Toilets	Div. B/3.8.3.9. - Water Closet Fixtures		2,8
Bolendar Park Washroom	1	Washroom - Men and Women	Toilet Paper Holder	Dispenser installed in front of Lshaped bar: 500 mm high	N/A	OBC/FADS/DOPSS Compliant	Compliant	4.2.2 - Toilets	Div. B/3.8.3.9. - Water Closet Fixtures		2,8
Bolendar Park Washroom	1	Washroom - Men and Women	Vanity / Counter / Sink	Sink: 775 mm high; knee space: 700 mm high x 260 mm deep. Single lever faucet handle; reach to use: 330 mm deep. Soap: 1150 mm high; Paper towel: 1175 mm high	N/A	OBC/FADS/DOPSS Compliant	Compliant	4.2.3 - Lavatories	Div. B / 3.8.3.11. - Lavatories		4

The Herrington Group




1 Bolendar Park Building



2 BP Womens Room toilet area



3 BP Womens Room accessories




4 BP Womens Room sink area



5 BP Womens Room signage



6 BP Mens Room urinal and sink area



7 BP Mens Room accessories



8 BP Mens Room toilet area



9 BP Mens Room no signage

Bolender Park Washroom

Facility	Floor ID	Facility Area Name	Element	Assessment Results	Corrective Action Plan	Meets Standard	Priority Level	FADS Reference	OBC/DOPSS Reference	Correction Type	Photo ID
Breslau Community Centre	1	Change Room - Men and Women	Accessible Dressing Rooms	No accessible changing stall or toilet stall available. Visual alarms installed in change rooms. No automatic door installed on door leading to gymnasium. Accessible shower in Men's Change Room used as storage.	Accessible family change rooms available nearby.	OBC/FADS/DOPSS Compliant	Compliant	4.3.4 - Dressing Rooms	N/A		5,6,7
Breslau Community Centre	1	Community Centre/Empire Room	Path of Travel	Service counter: 1070 mm high. Fire extinguisher: 1050 mm high; fire pull: 1170 mm high. Sanitizer: 1120 mm high	Install service counter with lowered section between 710-865 mm high. Ensure the section provides knee space that is 685 mm high and 480 mm deep.	Not Compliant	3	4.3.8 - Information, Reception and Service Counters	O.Reg. 413/12 - 80.40 -43 - Obtaining Services - Counters and Queuing Areas	Regulations Compliance	
Breslau Community Centre	1	Community Centre/Empire Room	Detectable Warning Surfaces	No warning surfaces on ramp.	Install detectable warning surface at top and bottom of ramp. Surface shall be constructed in accordance with ISO 23599 Tactile Walking Surface Indicators including colour contrasting, truncated domes set back 300-500 mm from start	Not Compliant	3	4.1.9 - Ramps	Div. B / 3.8.3.4. - Ramps	Regulations Compliance	

Facility	Floor ID	Facility Area Name	Element	Assessment Results	Corrective Action Plan	Meets Standard	Priority Level	FADS Reference	OBC/DOPSS Reference	Correction Type	Photo ID
Breslau Community Centre	1	Community Centre/Empire Room	Door - Clear Space	Door to Community Centre: 840 mm wide; automatic opener installed. Controls: 845 mm - 875 mm high x 100 mm wide. Door to Empire Room: double, no median. Total clear space: 1630 mm wide	N/A	OBC/FADS/DOPSS Compliant	Compliant	4.1.6 - Doors	Div. B / 3.8.3.3. - Doors and Doorways		
Breslau Community Centre	1	Community Centre/Empire Room	Running Slope	Slope: 4.0%. Railings installed on both sides of ramp at 935 mm high.	N/A	FADS Compliant	Compliant	4.1.9 - Ramps	Div. B / 3.8.3.4. - Ramps		
Breslau Community Centre	1	Entrance	Exterior Accessible Route	Exterior ramp leading to entrance; lip on left side of ramp: 40 mm high; lip on right side of ramp: 90 mm high	Bevel lip at ramp so that it is not higher than 20 mm	Not Compliant	3	4.1.9 - Ramps	O.Reg. 413/12 - 80.24 - Exterior Paths of Travel - Ramps	Maintenance	18,19

Facility	Floor ID	Facility Area Name	Element	Assessment Results	Corrective Action Plan	Meets Standard	Priority Level	FADS Reference	OBC/DOPSS Reference	Correction Type	Photo ID
Breslau Community Centre	1	Entrance	Door - Clear Space	Door to Entrance: Exterior door: 865 mm wide; decal installed. Interior door: 820 mm wide. Automatic opener installed: 820 mm - 920 mm high x 100 mm wide. Intercom: 1290 mm high. Corridor door to gymnasium: 800 mm wide; median in centre, propped open. Automatic opener: 850 mm high x 100 mm wide		OBC/FADS/DOPSS Compliant	Compliant	4.1.6 - Doors	Div. B / 3.8.3.3. - Doors and Doorways		1,2
Breslau Community Centre	1	Entrance	Ramps	Ramp: 1090 mm wide	N/A	OBC/FADS/DOPSS Compliant	Compliant	4.1.9 - Ramps	O.Reg. 413/12 - 80.24 - Exterior Paths of Travel - Ramps		18,19
Breslau Community Centre	1	Entrance	Running Slope	Slope: Walkway leading to ramp; interlocking brick: 4.5%. Wooden ramp slope: 4.4% - 5.6%	N/A	OBC/FADS/DOPSS Compliant	Compliant	4.1.9 - Ramps	O.Reg. 413/12 - 80.24 - Exterior Paths of Travel - Ramps		18,19
Breslau Community Centre	1	Family Change Room	Call Systems	No emergency call system	Install emergency call button with controls between 400-600 mm high. Ensure emergency call is wired to staffed area.	Not Compliant	2	4.2.7 - Universal Washrooms	Div. B / 3.8.3.12.(1) to (6) - Universal Toilet Rooms	Life Safety	9

Facility	Floor ID	Facility Area Name	Element	Assessment Results	Corrective Action Plan	Meets Standard	Priority Level	FADS Reference	OBC/DOPSS Reference	Correction Type	Photo ID
Breslau Community Centre	1	Family Change Room	Visual Alarms	No visual alarm installed	Install visual alarm in family washrooms/change rooms	Not Compliant	2	4.4.4 - Visual Alarms	Div. B / 3.2.4.19.(4); Div. B / 3.2.4.22- Visual Alarms	Life Safety	
Breslau Community Centre	1	Family Change Room	Toilet Paper Holder	Dispenser: within the clear space of the Lshaped grab bar: 910 mm high	Reinstall toilet paper dispenser below or in front of the L-shaped grab bar so that it is no lower than 600 mm and no further than 300 mm from the front of the toilet.	Not Compliant	3	4.2.2 - Toilets	Div. B/3.8.3.9. - Water Closet Fixtures	Maintenance	9
Breslau Community Centre	1	Family Change Room	Grab Bars	Lshaped bar installed beside toilet: Vertical bar: 1180 mm high x 740 mm long; Horizontal bar: 725 mm high x 740 mm long. Bar behind toilet: 885 mm high x 600 mm long. No fold down bar on transfer side.	Install wall mounted, fold down grab bar on transfer side of toilet.	Not Compliant	3	4.2.2 - Toilets	Div. B/3.8.3.9. - Water Closet Fixtures	Building Code	9
Breslau Community Centre	1	Family Change Room	Signage	Signage does not have tactile or braille lettering	Install accessible signage that has high contrast, symbols, braille and tactile lettering and a minimum contrast of 70% light reflectance no higher than 1525 mm according to FADS/OBC requirements	Not Compliant	3	4.4.7 - Signage	Div. B / 3.8.3.1. - Accessible Signage	Building Code	8

Facility	Floor ID	Facility Area Name	Element	Assessment Results	Corrective Action Plan	Meets Standard	Priority Level	FADS Reference	OBC/DOPSS Reference	Correction Type	Photo ID
Breslau Community Centre	1	Family Change Room	Change Table	Change table - Control: 1235 mm high; Surface: 890 mm high	N/A	OBC/FADS/DOPSS Compliant	Compliant	4.1.1 - Space and Reach Requirements	Div. B / 3.8.1.5. - Access to controls		10
Breslau Community Centre	1	Family Change Room	Doors	Door: 820 mm wide; automatic opener installed: 845 mm high x 100 mm wide.	N/A	OBC/FADS/DOPSS Compliant	Compliant	4.1.6 - Doors	Div. B / 3.8.3.3. - Doors and Doorways		
Breslau Community Centre	1	Family Change Room	Fixtures	Hook on door: 1170 mm high; protrudes 60 mm deep	N/A	OBC/FADS/DOPSS Compliant	Compliant	4.2.6 - Washroom Accessories	Div. B / 3.8.1.5. - Access to controls		
Breslau Community Centre	1	Family Change Room	Mirrors	Mirror is angled; bottom edge: 1090 mm high	N/A	OBC/FADS/DOPSS Compliant	Compliant	4.2.3 - Lavatories	Div. B / 3.8.3.11. - Lavatories		
Breslau Community Centre	1	Family Change Room	Path of Travel	Dimensions: 3140 mm wide x 2360 mm deep	N/A	OBC/FADS/DOPSS Compliant	Compliant	4.2.7 - Universal Washrooms	Div. B / 3.8.3.12.(1) to (6) - Universal Toilet Rooms		
Breslau Community Centre	1	Family Change Room	Toilet	Toilet seat: 430 mm high; tank and lid available for back support. Clear space beside toilet: 2545 mm wide; in front: 1650 mm deep.	N/A	OBC/FADS/DOPSS Compliant	Compliant	4.2.2 - Toilets	Div. B/3.8.3.9. - Water Closet Fixtures		9

Facility	Floor ID	Facility Area Name	Element	Assessment Results	Corrective Action Plan	Meets Standard	Priority Level	FADS Reference	OBC/DOPSS Reference	Correction Type	Photo ID
Breslau Community Centre	1	Family Change Room	Vanity / Counter / Sink	Sink: 875 mm high; knee space: 760 mm high x 400 mm deep. Long lever faucet handles installed Soap on back wall: 980 mm high; Paper towel on back wall: 1100 mm high. Dryer is automatic: 1090 mm high. Garbage is wall mounted: 880 mm high; Disposal: 1005 mm high.	N/A	OBC/FADS/DOPSS Compliant	Compliant	4.2.3 - Lavatories	Div. B / 3.8.3.11. - Lavatories		11
Breslau Community Centre	1	Parking	Accessible Spaces for Parking	A total of 137 spaces available - 3 accessible spaces installed: 3840 mm - 3940 mm wide x 5650 mm long	Install 3 Type B "standard" accessible parking space of 2400 mm wide with access and MTO compliant posted sign. Install sign at existing spaces marking them as "van accessible".	Not Compliant	3	4.3.12 - Parking	O.Reg. 413/12 - 80.33 - Off-Street Parking	Regulations Compliance	17

Facility	Floor ID	Facility Area Name	Element	Assessment Results	Corrective Action Plan	Meets Standard	Priority Level	FADS Reference	OBC/DOPSS Reference	Correction Type	Photo ID
Breslau Community Centre	1	Parking	Signage For Parking	No aisles available, no posted signs to mark spaces	Paint access aisles at least 2000 mm wide beside each space. If technically infeasible, access aisle may be reduced to 1500 mm. Access aisles may be shared by two parking spaces. Must extend the full length of the parking space. Post Ministry of Transportation compliant signage in all accessible spaces.	Not Compliant	3	4.3.12 - Parking	O.Reg. 413/12 - 80.33 - Off-Street Parking	Regulations Compliance	17
Breslau Community Centre	1	Path of Travel	Wall Mounted Fixtures	Fire pulls: 1200 mm high; Fire extinguisher: 1040 mm high. Defibrillator: 1510 mm high	Reinstall defibrillator so it is not more than 1200 mm from the floor	Not Compliant	2	4.1.1 - Space and Reach Requirements	Div. B / 3.8.1.5. - Access to controls	Life Safety	4
Breslau Community Centre	1	Path of Travel	Door - Clear Space	Door to cloak room: 820 mm wide. Railing of coat rack: 1250 mm high; shelf: 1390 mm high. Gymnasium doors: 760 mm wide	N/A	OBC/FADS/DOPSS Compliant	Compliant	4.1.1 - Space and Reach Requirements	Div. B / 3.8.1.5. - Access to controls		12
Breslau Community Centre	1	Path of Travel	Visual Alarms	Visual alarms in corridors	N/A	OBC/FADS/DOPSS Compliant	Compliant	4.4.4 - Visual Alarms	Div. B / 3.2.4.19.(4); Div. B / 3.2.4.22- Visual Alarms		3,13

Facility	Floor ID	Facility Area Name	Element	Assessment Results	Corrective Action Plan	Meets Standard	Priority Level	FADS Reference	OBC/DOPSS Reference	Correction Type	Photo ID
Breslau Community Centre	0	Washroom - Library - Universal	Visual Alarms	No visual alarm installed	Install visual alarm in washroom	Not Compliant	2	4.4.4 - Visual Alarms	Div. B / 3.2.4.19.(4); Div. B / 3.2.4.22- Visual Alarms	Life Safety	
Breslau Community Centre	0	Washroom - Library - Universal	Signage	No signage	Install accessible signage that has high contrast, symbols, braille and tactile lettering and a minimum contrast of 70% light reflectance no higher than 1525 mm according to FADS/OBC requirements	Not Compliant	3	4.4.7 - Signage	Div. B / 3.8.3.1. - Accessible Signage	Building Code	
Breslau Community Centre	0	Washroom - Library - Universal	Call Systems	Call system in clear space of Lshaped grab bar: 1050 mm high	Consider reinstalling call system control between 400 mm - 600 mm from the floor	Not Compliant	3	4.2.7 - Universal Washrooms	Div. B / 3.8.3.12.(1) to (6) - Universal Toilet Rooms	Maintenance	
Breslau Community Centre	0	Washroom - Library - Universal	Accessible Route for Doors	Platform lift installed to facilitate access to basement level	N/A	FADS Compliant	Compliant	4.1.15 - Platform Lifts	N/A		
Breslau Community Centre	0	Washroom - Library - Universal	Change Table	Change table: control - 1250 mm high; surface: 845 mm high	N/A	OBC/FADS/DOPSS Compliant	Compliant	4.1.1 - Space and Reach Requirements	Div. B / 3.8.1.5. - Access to controls		15
Breslau Community Centre	0	Washroom - Library - Universal	Doors	Door: 840 mm wide; lever handle. Decal installed. Automatic opener installed; column switch type: 820 mm high	N/A	OBC/FADS/DOPSS Compliant	Compliant	4.1.6 - Doors	Div. B / 3.8.3.3. - Doors and Doorways		

Facility	Floor ID	Facility Area Name	Element	Assessment Results	Corrective Action Plan	Meets Standard	Priority Level	FADS Reference	OBC/DOPSS Reference	Correction Type	Photo ID
Breslau Community Centre	0	Washroom - Library - Universal	Fixtures	Interior locking mechanism: 1050 mm high	N/A	OBC/FADS/DOPSS Compliant	Compliant	4.1.1 - Space and Reach Requirements	Div. B / 3.8.1.5. - Access to controls		
Breslau Community Centre	0	Washroom - Library - Universal	Grab Bars	Lshaped bar installed beside toilet: Vertical bar: 1180 mm high x 740 mm long; Horizontal bar: 740 mm high x 720 mm long. Bar behind toilet: 960 mm high x 600 mm long. Fold down bar on transfer side: 770 mm high x 600 mm long.	N/A	OBC/FADS/DOPSS Compliant	Compliant	4.2.10 - Grab Bars	Div. B/3.8.3.9. - Water Closet Fixtures		14
Breslau Community Centre	0	Washroom - Library - Universal	Mirrors	Mirror: 965 mm high	N/A	OBC/FADS/DOPSS Compliant	Compliant	4.2.3 - Lavatories	Div. B / 3.8.3.11. - Lavatories		16
Breslau Community Centre	0	Washroom - Library - Universal	Path of Travel	Dimensions: 2385 mm wide x 2270 mm deep	N/A	OBC/FADS/DOPSS Compliant	Compliant	4.2.7 - Universal Washrooms	Div. B / 3.8.3.12.(1) to (6) - Universal Toilet Rooms		
Breslau Community Centre	0	Washroom - Library - Universal	Toilet	Toilet seat: 440 mm high; tank and lid available for back support. Clear space beside toilet: 1650 mm wide; in front: 1685 mm deep	N/A	OBC/FADS/DOPSS Compliant	Compliant	4.2.2 - Toilets	Div. B/3.8.3.9. - Water Closet Fixtures		14
Breslau Community Centre	0	Washroom - Library - Universal	Toilet Paper Holder	In front of Lshaped grab bars: 700 mm high	N/A	OBC/FADS/DOPSS Compliant	Compliant	4.2.2 - Toilets	Div. B/3.8.3.9. - Water Closet Fixtures		14

Facility	Floor ID	Facility Area Name	Element	Assessment Results	Corrective Action Plan	Meets Standard	Priority Level	FADS Reference	OBC/DOPSS Reference	Correction Type	Photo ID
Breslau Community Centre	0	Washroom - Library - Universal	Vanity / Counter / Sink	Sink: 845 mm high; knee space: 760 mm high x 350 mm deep. Sink equipped with short lever handles; 460 mm deep to use. Soap: back wall: 1160 mm high. Paper towel: 1220 mm high	N/A	OBC/FADS/DOPSS Compliant	Compliant	4.2.3 - Lavatories	Div. B / 3.8.3.11. - Lavatories		16

The Herrington Group

Breslau Community Centre



1 Breslau Community Centre



2 BCC - Entrance



3 BCC Visual alarm



4 BCC Defibrillator and fire extinguisher



5 BCC Mens changeroom shower



6 BCC - Mens changeroom shower 2




7 BCC Mens changeroom used as storage




8 BCC - Family washroom signage



9 BCC Universal washroom toilet area



10 BCC Universal washroom change table



11 BCC Universal washroom sink area



12 BCC Coat Room




13 BCC Visual alarm installed



14 BCC Library Universal washroom toilet area



15 BCC Library Universal washroom change table



16 BCC Library Universal Washroom sink area



17 BCC Accessible Parking



18 BCC Exterior ramp



19 BCC Exterior ramp - lip

Facility	Floor ID	Facility Area Name	Element	Assessment Results	Corrective Action Plan	Meets Standard	Priority Level	FADS Reference	OBC/DOPSS Reference	Correction Type	Photo ID
Breslau Fire Station	1	Change Room - Men and Women	Accessible Showers	Soap from bench is 1440 mm high.	Reinstall soap dispenser so it is not more than 1200 mm from the floor	Not Compliant	3	4.1.1 - Space and Reach Requirements	Div. B / 3.8.1.5. - Access to controls	Maintenance	13, 20,21
Breslau Fire Station	1	Change Room - Men and Women	Accessible Dressing Rooms	Door: 840 mm wide; lever handle. No automatic opener installed. Path into room: 1120 mm wide. Signage has tactile, braille lettering, high contrast and pictogram. Lockers are half-sized and full-sized. Lock ranges from 620 mm - 1040 mm high.	Install an automatic door opener. Controls should be 150 mm wide and installed no higher than 1200 mm	Not Compliant	3	4.1.6 - Doors	Div. B / 3.8.3.3. - Doors and Doorways	Accessibility	12,14, 20
Breslau Fire Station	1	Change Room - Men and Women	Accessible Showers	Shower opening: 1495 mm wide. Shower is 1495 mm wide x 920 mm deep. Grab bars installed: Vertical bar: 1380 mm high x 840 mm long; Horizontal bar: 855 mm high x 840 mm long. Adjustable bar has showerhead. Cord is 1670 mm long. Bench is 460 mm high x 835 mm long x 530 mm deep.	N/A	OBC/FADS/DOPSS Compliant	Compliant	4.2.9 - Shower Stalls	N/A		13,20, 21

Facility	Floor ID	Facility Area Name	Element	Assessment Results	Corrective Action Plan	Meets Standard	Priority Level	FADS Reference	OBC/DOPSS Reference	Correction Type	Photo ID
Breslau Fire Station	1	Change Room - Men and Women	Coat Hooks	Hooks: 1200 mm high, protrudes 50 mm deep.	N/A	OBC/FADS/DOPSS Compliant	Compliant	4.3.4 - Dressing Rooms	N/A		
Breslau Fire Station	1	Change Room - Men and Women	Interior Accessible Routes Interior Paths of Travel Interior Paths	Path to shower area: 1085 mm wide. Women's change room is smaller: 2865 mm wide x 1665 mm deep.	N/A	OBC Compliant	Compliant	4.1.4 - Accessible Routes, Paths and Corridors	Div. B / 3.8.1.3.(4) - Barrier-free path of travel clear space		
Breslau Fire Station	1	Entrance	Curb Ramps	Curb ramp slope ranges from 1.2% - 2.1%. Has tactile plate as warning surface.	N/A	OBC/FADS/DOPSS Compliant	Compliant	4.1.10 - Curb Ramps	Div. B / 3.8.3.2.(3) - Curb Ramps		2,3
Breslau Fire Station	1	Training Room	Sink	Sink: 925 mm high. Single lever on faucet: 520 mm deep. Soap on back wall: 1060 mm high; Paper towel: 1425 mm high. Hooks: 1200 mm high; protrudes 50 mm deep. Served counter: 925 mm high x 160 mm deep.	Reinstall paper towel dispenser so reach to use is not more than 400 mm deep. Maintain at heights no more than 1200 mm from the floor	Not Compliant	3	4.1.1 - Space and Reach Requirements	Div. B / 3.8.1.5. - Access to controls	Maintenance	6-8

Facility	Floor ID	Facility Area Name	Element	Assessment Results	Corrective Action Plan	Meets Standard	Priority Level	FADS Reference	OBC/DOPSS Reference	Correction Type	Photo ID
Breslau Fire Station	1	Training Room	Appliance Controls and Outlets	Microwave on shelf over counter: 1565 mm high. Stove has back mounted controls.	Reinstall microwave so that controls are not more than 1200 mm from the floor. Install stove with front mounted controls.	Not Compliant	3	4.1.1 - Space and Reach Requirements	Div. B / 3.8.1.5. - Access to controls	Accessibility	6-8
Breslau Fire Station	1	Training Room	Door - Clear Space	Door to training room: 940 mm wide; lever handle. Door to servery: 940 mm wide; lever handle	N/A	OBC/FADS/DOPSS Compliant	Compliant	4.1.6 - Doors	Div. B / 3.8.3.3. - Doors and Doorways		
Breslau Fire Station	1	Training Room	Signage	Signage has tactile, braille, high contrast and pictogram.	N/A	OBC/FADS/DOPSS Compliant	Compliant	4.4.7 - Signage	Div. B / 3.8.3.1. - Accessible Signage		5
Breslau Fire Station	1	Washroom - Individual - Change Room	Vanity / Counter / Sink	Sink: 840 mm high; knee space: 740 mm high x 290 mm deep. Single lever faucet handle installed; reach to use: 350 mm deep. Soap on back wall: 1000 mm high; Paper towel on back wall: 1290 mm high	Reinstall paper towel dispenser so it is not more than 1200 mm from the floor	Not Compliant	3	4.2.3 - Lavatories	Div. B / 3.8.3.11. - Lavatories	Maintenance	17,19
Breslau Fire Station	1	Washroom - Individual - Change Room	Doors	Door: 885 mm wide; lever handle. Dpull inside. No automatic opener installed	Install an automatic door opener. Controls should be 150 mm wide and installed no higher than 1200 mm	Not Compliant	3	4.1.6 - Doors	Div. B / 3.8.3.3. - Doors and Doorways	Building Code	15

Facility	Floor ID	Facility Area Name	Element	Assessment Results	Corrective Action Plan	Meets Standard	Priority Level	FADS Reference	OBC/DOPSS Reference	Correction Type	Photo ID
Breslau Fire Station	1	Washroom - Individual - Change Room	Grab Bars	Lshaped bar installed beside toilet: Vertical bar: 1230 mm high x 760 mm long; Horizontal bar: 760 mm high x 680 mm long. Bar behind toilet: 920 mm high x 600 mm long. No fold down bar on transfer side.	Install wall mounted, fold down grab bar on transfer side of toilet.	Not Compliant	3	4.2.10 - Grab Bars	Div. B/3.8.3.9. - Water Closet Fixtures	Building Code	16
Breslau Fire Station	1	Washroom - Individual - Change Room	Call Systems	No emergency call system	Install emergency call button with controls between 400-600 mm high. Ensure emergency call is wired to staffed area.	Not Compliant	3	4.2.7 - Universal Washrooms	Div. B / 3.8.3.12.(1) to (6) - Universal Toilet Rooms	Life Safety	16
Breslau Fire Station	1	Washroom - Individual - Change Room	Fixtures	Hook on side wall: 1200 mm high, protrudes: 50 mm deep	N/A	OBC/FADS/DOPSS Compliant	Compliant	4.2.6 - Washroom Accessories	Div. B/3.8.3.9. - Water Closet Fixtures		
Breslau Fire Station	1	Washroom - Individual - Change Room	Mirrors	Mirror is 980 mm high	N/A	OBC/FADS/DOPSS Compliant	Compliant	4.2.3 - Lavatories	Div. B / 3.8.3.11. - Lavatories		17,19
Breslau Fire Station	1	Washroom - Individual - Change Room	Signage	Signage has tactile and braille lettering, high contrast and pictograms.	N/A	OBC/FADS/DOPSS Compliant	Compliant	4.4.7 - Signage	Div. B / 3.8.3.1. - Accessible Signage		

Facility	Floor ID	Facility Area Name	Element	Assessment Results	Corrective Action Plan	Meets Standard	Priority Level	FADS Reference	OBC/DOPSS Reference	Correction Type	Photo ID
Breslau Fire Station	1	Washroom - Individual - Change Room	Toilet	Toilet seat: 455 mm high, tank available for back support. Clear space beside toilet: 2000 mm wide; in front: 1370 mm deep.	N/A	OBC/FADS/DOPSS Compliant	Compliant	4.2.2 - Toilets	Div. B/3.8.3.9. - Water Closet Fixtures		16,18
Breslau Fire Station	1	Washroom - Individual - Change Room	Toilet Paper Holder	Dispenser is in front of Lshaped grab bar: 770 mm high.	N/A	OBC/FADS/DOPSS Compliant	Compliant	4.2.2 - Toilets	Div. B/3.8.3.9. - Water Closet Fixtures		16,18
Breslau Fire Station	1	Washroom - Universal	Vanity / Counter / Sink	Sink: 870 mm high; knee space: 760 mm high x 290 mm deep. Pipes enclosed. Single lever faucet installed: 350 mm deep to use. Soap on mirror: 995 mm high. Paper towel on back wall: 1310 mm high.	Reinstall paper towel dispenser so that it is no more than 1200 mm from the floor	Not Compliant	3	4.1.1 - Space and Reach Requirements	Div. B / 3.8.1.5. - Access to controls	Maintenance	11
Breslau Fire Station	1	Washroom - Universal	Doors	Door: 940 mm wide; lever handle. No automatic opener installed	Install an automatic door opener. Controls should be 150 mm wide and installed no higher than 1200 mm	Not Compliant	3	4.1.6 - Doors	Div. B / 3.8.3.3. - Doors and Doorways	Building Code	

Facility	Floor ID	Facility Area Name	Element	Assessment Results	Corrective Action Plan	Meets Standard	Priority Level	FADS Reference	OBC/DOPSS Reference	Correction Type	Photo ID
Breslau Fire Station	1	Washroom - Universal	Grab Bars	Lshaped bar installed beside toilet: Vertical bar: 1200 mm high x 740 mm long; Horizontal bar: 750 mm high x 740 mm long. Bar behind toilet: 930 mm high x 600 mm long. No fold down bar on transfer side.	Install wall mounted, fold down bar on transfer side of toilet.	Not Compliant	3	4.2.10 - Grab Bars	Div. B/3.8.3.9. - Water Closet Fixtures	Building Code	10
Breslau Fire Station	1	Washroom - Universal	Call Systems	Emergency call system: 910 mm high.	N/A	OBC/FADS/DOPSS Compliant	Compliant	4.2.7 - Universal Washrooms	Div. B / 3.8.3.12.(1) to (6) - Universal Toilet Rooms		
Breslau Fire Station	1	Washroom - Universal	Fixtures	Hook: 1195 mm high, protrudes: 50 mm deep. Locking mechanism: 900 mm high x 40 mm wide.	N/A	OBC/FADS/DOPSS Compliant	Compliant	4.1.1 - Space and Reach Requirements	Div. B / 3.8.1.5. - Access to controls		
Breslau Fire Station	1	Washroom - Universal	Mirrors	Mirror is large and vertical. Bottom edge is 1005 mm high	N/A	OBC/FADS/DOPSS Compliant	Compliant	4.2.3 - Lavatories	Div. B / 3.8.3.11. - Lavatories		11
Breslau Fire Station	1	Washroom - Universal	Path of Travel	Dimensions: 2305 mm wide x 2855 mm deep	N/A	OBC/FADS/DOPSS Compliant	Compliant	4.2.7 - Universal Washrooms	Div. B / 3.8.3.12.(1) to (6) - Universal Toilet Rooms		
Breslau Fire Station	1	Washroom - Universal	Signage	Signage has tactile, braille, high contrast and pictogram	N/A	OBC/FADS/DOPSS Compliant	Compliant	4.4.7 - Signage	Div. B / 3.8.3.1. - Accessible Signage		9

Facility	Floor ID	Facility Area Name	Element	Assessment Results	Corrective Action Plan	Meets Standard	Priority Level	FADS Reference	OBC/DOPSS Reference	Correction Type	Photo ID
Breslau Fire Station	1	Washroom - Universal	Toilet	Toilet seat: 450 mm high, tank available for back support. Clear space beside toilet: 2265 mm wide; in front: 1600 mm deep.	N/A	OBC/FADS/DOPSS Compliant	Compliant	4.2.2 - Toilets	Div. B/3.8.3.9. - Water Closet Fixtures		10
Breslau Fire Station	1	Washroom - Universal	Toilet Paper Holder	Dispenser is in front of Lshaped bar: 750 mm high	N/A	OBC/FADS/DOPSS Compliant	Compliant	4.2.2 - Toilets	Div. B/3.8.3.9. - Water Closet Fixtures		10
Breslau Fire Station	1	Washroom - Universal	Visual Alarms	Visual alarm installed	N/A	OBC/FADS/DOPSS Compliant	Compliant	4.4.4 - Visual Alarms	Div. B / 3.2.4.19.(4); Div. B / 3.2.4.22- Visual Alarms		



1 Breslau Fire Station



2 BFS - tactile warning plates



3 BFS - tactile warning plates 2



4 BFS - entrance controls



5 BFS Training room signage



6 BFS Training room kitchen




7 BFS Training room kitchen 2




8 BFS Training room



9 BFS Universal washroom signage




10 BFS Universal washroom toilet area



11 BFS Universal washroom sink area



12 BFS Mens Change Room signage




13 BFS Mens Changeroom shower area




14 BFS Mens Changeroom lockers



15 BFS Mens Changeroom washroom door



16 BFS Mens Changeroom washroom toilet area



17 BFS Mens Changeroom washroom sink area




18 BFS Womens Changeroom washroom toilet area



19 BFS Womens Changeroom washroom sink area



20 BFS Womens changeroom shower and locker area



21 BFS Womens changeroom shower

Facility	Floor ID	Facility Area Name	Element	Assessment Results	Corrective Action Plan	Meets Standard	Priority Level	FADS Reference	OBC/DOPSS Reference	Correction Type	Photo ID
Breslau Substation	1	Entrance	Door - Clear Space	First entrance - Door: 850 mm wide, knob handle; lip at door: 70 mm high. 2nd Entrance: Door: 850 mm wide; knob handle. Step at door: 130 mm high	Install a lever door handle at both entrances. At Entrance 1 - bevel lip at door so that it is not higher than 20 mm high.	Not Compliant	4	4.1.5 - Entrances	Div. B / 3.8.1.2.(1) - Public Entrances	Accessibility	1
Breslau Substation	1	Kitchen	Sink	Sink: 930 mm high; short lever faucets installed on sink; reach to use: 560 mm deep. Soap dispenser on back wall: 1150 mm high; Paper towel dispenser on back wall: 1370 mm high. Sanitizer: 1300 mm high.	Install long lever faucet handles with tactile lettering (H&C) or install automatic faucets. Reinstall paper towel and sanitizer dispenser so reach to use is not more than 400 mm deep. Maintain at heights no more than 1200 mm from the floor	Not Compliant	4	4.1.1 - Space and Reach Requirements	Div. B / 3.8.1.5. - Access to controls	Accessibility	2
Breslau Substation	1	Parking	Accessible Spaces for Parking	19 total spaces available - 2 accessible spaces installed. Spaces are 3700 mm wide x 6005 mm long. Aisle installed beside spaces: 1110 mm wide x 6005 mm long.	N/A	OBC/FADS/DOPSS Compliant	Compliant	4.3.12 - Parking	O.Reg. 413/12 - 80.34-37 - Accessible Parking		7
Breslau Substation	1	Parking	Signage For Parking	Symbol on pavement, posted sign compliant with Ministry of Transportation.	N/A	OBC/FADS/DOPSS Compliant	Compliant	4.3.12 - Parking	O.Reg. 413/12 - 80.34-37 - Accessible Parking		7

Facility	Floor ID	Facility Area Name	Element	Assessment Results	Corrective Action Plan	Meets Standard	Priority Level	FADS Reference	OBC/DOPSS Reference	Correction Type	Photo ID
Breslau Substation	1	Washroom - Individual	Call Systems	No emergency call system installed	Install emergency call button with controls between 400-600 mm high. Ensure emergency call is wired to staffed area.	Not Compliant	2	4.2.7 - Universal Washrooms	Div. B / 3.8.3.12.(1) to (6) - Universal Toilet Rooms	Life Safety	3
Breslau Substation	1	Washroom - Individual	Mirrors	Mirror is angled; 1165 mm high	Reinstall mirror so that bottom edge is no more than 1000 mm high.	Not Compliant	3	4.2.3 - Lavatories	Div. B / 3.8.3.11. - Lavatories	Maintenance	4
Breslau Substation	1	Washroom - Individual	Toilet Paper Holder	Dispenser behind angled bar: 710 mm high	Reinstall toilet paper dispenser below or in front of the L-shaped grab bar so that it is no lower than 600 mm and no further than 300 mm from the front of the toilet.	Not Compliant	3	4.2.2 - Toilets	Div. B/3.8.3.9. - Water Closet Fixtures	Maintenance	3
Breslau Substation	1	Washroom - Individual	Vanity / Counter / Sink	Sink: 820 mm high; knee space: 730 mm high x 350 mm deep. Single lever faucet on sink; reach to use: 365 mm deep. Soap: 1140 mm high; Paper towel: 1240 mm high	Reinstall paper towel dispenser so reach to use is not more than 400 mm deep. Maintain at heights no more than 1200 mm from the floor	Not Compliant	3	4.2.3 - Lavatories	Div. B / 3.8.3.11. - Lavatories	Maintenance	4
Breslau Substation	1	Washroom - Individual	Doors	Door: 840 mm wide; knob handle. No automatic door opener.	Install a lever door handle. Install an automatic door opener. Controls should be 150 mm wide and installed no higher than 1200 mm	Not Compliant	3	4.2.7 - Universal Washrooms	Div. B / 3.8.3.12.(1) to (6) - Universal Toilet Rooms	Building Code	3

Facility	Floor ID	Facility Area Name	Element	Assessment Results	Corrective Action Plan	Meets Standard	Priority Level	FADS Reference	OBC/DOPSS Reference	Correction Type	Photo ID
Breslau Substation	1	Washroom - Individual	Grab Bars	Bar behind toilet: 890 mm high x 600 mm long. Angled bar beside toilet: 1030 mm high x 740 mm long.	Install L-shaped grab bars directly beside the toilet. They should each be 760 mm long and installed no more than 750 mm high (between 630-690 mm preferred). Install wall mounted, fold-down grab bar on transfer side.	Not Compliant	3	4.2.10 - Grab Bars	Div. B/3.8.3.9. - Water Closet Fixtures	Building Code	3
Breslau Substation	1	Washroom - Individual	Accessible Showers	Shower is used as storage and garbage can blocks access	Retrofit to create a universal accessible shower room with all related features according to FADS/OBC	Not Compliant	4	4.2.9 - Shower Stalls	N/A	Accessibility	5,6
Breslau Substation	1	Washroom - Individual	Path of Travel	Dimensions: 2100 mm wide x 1970 mm deep.	N/A	OBC/FADS/DOPSS Compliant	Compliant	4.2.7 - Universal Washrooms	Div. B / 3.8.3.12.(1) to (6) - Universal Toilet Rooms		
Breslau Substation	1	Washroom - Individual	Toilet	Toilet seat: 450 mm high; tank and lid available for back support. Clear space beside toilet: 1350 mm wide; in front: 1430 mm deep.	N/A	OBC/FADS/DOPSS Compliant	Compliant	4.2.2 - Toilets	Div. B/3.8.3.9. - Water Closet Fixtures		3

The Herrington Group

Breslau Substation




1 Breslau Substation



2 BS - Sink area



3 BS - Individual washroom toilet area



4 BS - Individual washroom sink area



5 BS Shower area storage in shower



6 BS Shower area



7 BS Accessible Parking

Facility	Floor ID	Facility Area Name	Element	Assessment Results	Corrective Action Plan	Meets Standard	Priority Level	FADS Reference	OBC/DOPSS Reference	Correction Type	Photo ID
Conestogo Community Centre	1	Entrance	Door - Clear Space	Door: 740 mm wide; lip at door: 60 mm high. No automatic opener.	Widen doors to 950 mm. If technically infeasible, an acceptable minimum width is 860 mm. Bevel lip so that transition is not higher than 20 mm. Install an automatic door opener. Controls should be 150 mm wide and installed no higher than 1200 mm	Not Compliant	3	4.1.5 - Entrances	Div. B / 3.8.1.2.(1) - Public Entrances	Building Code	1
Conestogo Community Centre	1	Entrance	Entrance	Walkway has a slope between 4.4% - 5.0%.	N/A	OBC/FADS/DOPSS Compliant	Compliant	4.1.4 - Accessible Routes, Paths and Corridors	Div. B / 3.8.3.2. - Exterior Walks/Path of Travel		1
Conestogo Community Centre	1	Kitchen	Appliance Controls and Outlets	Microwave: on counter. Controls: 1080 mm high. Stove has back mounted controls.	Install stove with front mounted controls.	Not Compliant	4	4.1.1 - Space and Reach Requirements	Div. B / 3.8.1.5. - Access to controls	Accessibility	2
Conestogo Community Centre	1	Kitchen	Accessible Route for Doors	Path into kitchen: 1190 mm wide. Path between counters: 1010 mm wide.	N/A	OBC/FADS/DOPSS Compliant	Compliant	4.1.4 - Accessible Routes, Paths and Corridors	Div. B / 3.8.1.3.(4) - Barrier-free path of travel clear space		2
Conestogo Community Centre	1	Kitchen	Sink	Sink: 910 mm high. Single lever faucet handle: reach to use - 500 mm deep. Second sink has short lever faucet handles. Reach to use: 500 mm deep.	N/A	OBC/FADS/DOPSS Compliant	Compliant	4.1.1 - Space and Reach Requirements	Div. B / 3.8.1.5. - Access to controls		2

Facility	Floor ID	Facility Area Name	Element	Assessment Results	Corrective Action Plan	Meets Standard	Priority Level	FADS Reference	OBC/DOPSS Reference	Correction Type	Photo ID
Conestogo Community Centre	1	Parking	Accessible Spaces for Parking	Paved but unmarked parking lot. No accessible space installed	Install one Type A "van accessible" parking space of 3400 mm wide with access aisle and MTO compliant posted sign	Not Compliant	3	4.3.12 - Parking	O.Reg. 413/12 - 80.33 - Off-Street Parking	Regulations Compliance	
Conestogo Community Centre	1	Path of Travel	Wall Mounted Fixtures	Hooks: 1520 mm high; Shelf over hooks: 1730 mm high. Fire extinguisher: 1180 mm high	Install two coat hooks that protrudes no more than 40 mm. Install no higher than 1200 mm. Install shelf no higher than 1400 mm from the floor.	Not Compliant	3	4.1.1 - Space and Reach Requirements	Div. B / 3.8.1.5. - Access to controls	Accessibility	
Conestogo Community Centre	1	Path of Travel	Interior Accessible Routes Interior Paths of Travel Interior Paths	Corridor doors: 800 mm 850 mm wide. Slope of hallway to washrooms: 3.9%	N/A	OBC/FADS/DOPSS Compliant	Compliant	4.1.4 - Accessible Routes, Paths and Corridors	Div. B / 3.8.1.3.(4) - Barrier-free path of travel clear space		
Conestogo Community Centre	1	Washrooms Individual	Doors	Washroom 1 - Door is 710 mm wide; knob handle. Washroom 2: Door is 710 mm wide; knob handle.	Widen doors to 950 mm. If technically infeasible, an acceptable minimum width is 860 mm. Install a lever door handle. Install an automatic door opener. Controls should be 150 mm wide and installed no higher than 1200 mm	Not Compliant	4	4.1.6 - Doors	Div. B / 3.8.3.3. - Doors and Doorways	Accessibility	

Facility	Floor ID	Facility Area Name	Element	Assessment Results	Corrective Action Plan	Meets Standard	Priority Level	FADS Reference	OBC/DOPSS Reference	Correction Type	Photo ID
Conestogo Community Centre	1	Washrooms Individual	Individual Washroom Stall	No accessible stall available.	See recommendation to retrofit washroom	Not Compliant	4	4.2.1 - Toilet Stalls	Div. B / 3.8.3.8 - Water Closet Stalls	Accessibility	4-6
Conestogo Community Centre	1	Washrooms Individual	Interior Accessible Routes Interior Paths of Travel Interior Paths	Path between sink and wall is 580 mm wide. Washroom 1 - total space of room: 3450 mm wide x 2030 mm deep. Washroom 2 - total space of room: 3465 mm wide x 2025 mm deep	Retrofit to create a universal toilet room n each washroom with all related features according to FADS/OBC	Not Compliant	4	4.2.7 - Universal Washrooms	Div. B / 3.8.3.12.(1) to (6) - Universal Toilet Rooms	Accessibility	7

The Herrington Group



1 Conestogo Community Centre



2 CCC Kitchen area



3 CCC Washroom sink area



4 CCC Washroom toilet area



5 CCC Washroom toilet area 2



6 CCC Washroom toilet area 3



7 CCC Washroom area

Conestogo Community Centre

Facility	Floor ID	Facility Area Name	Element	Assessment Results	Corrective Action Plan	Meets Standard	Priority Level	FADS Reference	OBC/DOPSS Reference	Correction Type	Photo ID
Conestogo Fire Station	1	Stair	Handrails	Handrail on one side only: 920 mm high x 35 mm wide x 45 mm from wall	Install matching handrail on side where missing	Not Compliant	4	4.1.11 - Stairs	N/A	Accessibility	2
Conestogo Fire Station	1	Stair	Nosings	Metal nosing contrasts with tread	N/A	FADS Compliant	Compliant	4.1.11 - Stairs	N/A		2
Conestogo Fire Station	1	Stair	Stairs	Riser: 210 mm high x 235 mm deep	N/A	FADS Compliant	Compliant	4.1.11 - Stairs	N/A		2
Conestogo Fire Station	1	Training Room/Office area	Door - Clear Space	Opening to office area: 900 mm wide	Maintain a path of travel of at least 1100 mm wide wherever possible.	Not Compliant	4	4.3.5 - Offices, Work Areas and Meeting Rooms	N/A	Accessibility	5,6
Conestogo Fire Station	0	Washroom - Basement	Doors	Washroom door: 650 mm wide	Retrofit to create a universal toilet room with all related features according to FADS/OBC on main floor	Not Compliant	4	4.2.7 - Universal Washrooms	Div. B / 3.8.3.12.(1) to (6) - Universal Toilet Rooms	Accessibility	3,4
Conestogo Fire Station	0	Washroom - Basement	Washrooms	Dimensions: 1590 mm deep x 2990 mm wide	See recommendation to retrofit washroom	Not Compliant	4	4.2.7 - Universal Washrooms	Div. B / 3.8.3.12.(1) to (6) - Universal Toilet Rooms	Accessibility	3.4
Conestogo Fire Station	1	Washroom - Basement	Accessible Route for Doors	Door to basement: 800 mm wide.	N/A	OBC Compliant	Compliant	4.1.6 - Doors	Div. B / 3.8.3.3. - Doors and Doorways		



1 Conestogo Fire Station



2 CFS - Stairs




3 CFS Basement washroom toilet area



4 CFS Basement washroom sink area



5 CFS Training room



6 CFS Office area

Facility	Floor ID	Facility Area Name	Element	Assessment Results	Corrective Action Plan	Meets Standard	Priority Level	FADS Reference	OBC/DOPSS Reference	Correction Type	Photo ID
Conestogo Works Yard	1	Entrance	Door - Clear Space	Door: 630 mm wide; step: 70 mm high	Widen doors to 950 mm. If technically infeasible, an acceptable minimum width is 860 mm. Non-public doors may be 860 mm wide. Bevel step so that lip is not more than 20 mm high.	Not Compliant	4	4.1.5 - Entrances	Div. B / 3.8.3.3. - Doors and Doorways	Accessibility	1
Conestogo Works Yard	1	Path of Travel	Accessible Lockers	Staff lockers - lock: 1020 mm high	Retrofit lockers by lowering a few shelves to not more than 1200 mm; hooks to not more than 1200 mm high and locking mechanisms to not more than 1060 mm high when accommodating staff as needed	Not Compliant	4	4.1.1 - Space and Reach Requirements	Div. B / 3.8.1.5. - Access to controls	Accessibility	4
Conestogo Works Yard	1	Washroom	Toilet Paper Holder	Dispenser is inside Lshaped grab bar clear space.	Reinstall toilet paper dispenser below or in front of the L-shaped grab bar so that it is no lower than 600 mm and no further than 300 mm from the front of the toilet.	Not Compliant	3	4.2.2 - Toilets	Div. B/3.8.3.9. - Water Closet Fixtures	Maintenance	2
Conestogo Works Yard	1	Washroom	Doors	Door: 840 mm wide. No automatic door opener.	Install an automatic door opener. Controls should be 150 mm wide and installed no higher than 1200 mm	Not Compliant	3	4.1.6 - Doors	Div. B / 3.8.3.3. - Doors and Doorways	Building Code	


Facility	Floor ID	Facility Area Name	Element	Assessment Results	Corrective Action Plan	Meets Standard	Priority Level	FADS Reference	OBC/DOPSS Reference	Correction Type	Photo ID
Conestogo Works Yard	1	Washroom	Grab Bars	Lshaped bar is in the inverse position. Vertical bar: 760 mm high x 720 mm long. Horizontal bar: 1085 mm high x 720 m long. No bar behind toilet.	Install L-shaped grab bars directly beside the toilet. They should each be 760 mm long and installed no more than 750 mm high (between 630-690 mm preferred). Install wall mounted, fold-down grab bar on transfer side. Install grab bar behind the toilet. It should be at least 600 mm long and installed between 840-920 mm high	Not Compliant	3	4.2.10 - Grab Bars	Div. B/3.8.3.9. - Water Closet Fixtures	Building Code	2
Conestogo Works Yard	1	Washroom	Vanity / Counter / Sink	Laundry sink installed; 825 mm high, no knee space. Short lever faucet handles installed, 610 mm deep. Soap dispensers are 1160 mm - 1480 mm high. Paper towel installed; 1400 mm high.	Install wall mounted accessible sink with related features. Reinstall paper towel dispenser so reach to use is not more than 400 mm deep. Maintain at heights no more than 1200 mm from the floor	Not Compliant	4	4.2.3 - Lavatories	Div. B / 3.8.3.11. - Lavatories		3

Facility	Floor ID	Facility Area Name	Element	Assessment Results	Corrective Action Plan	Meets Standard	Priority Level	FADS Reference	OBC/DOPSS Reference	Correction Type	Photo ID
Conestogo Works Yard	1	Washroom	Individual Washroom Stall	Stall door opens inwards making it impossible to enter and turn; 830 mm wide. Dimensions: 1230 mm wide x 1460 mm deep.	Widen stall to a minimum 1500 mm x 1500 mm (1830 mm x 1830 mm preferred) . Ensure clear space beside toilet is at least 900 mm wide x 1500 mm deep. Change swing of door to outwards.	Not Compliant	4	4.2.1 - Toilet Stalls	Div. B / 3.8.3.8 - Water Closet Stalls	Accessibility	
Conestogo Works Yard	1	Washroom	Interior Accessible Routes Interior Paths of Travel Interior Paths	Path into washroom: 740 mm wide	Maintain a path of travel of at least 1100 mm wide wherever possible.	Not Compliant	4	4.1.4 - Accessible Routes, Paths and Corridors	Div. B / 3.8.1.3.(4) - Barrier-free path of travel clear space	Accessibility	
Conestogo Works Yard	1	Washroom	Toilet	Toilet seat: 410 mm high; tank and lid available for back support. Clear space beside toilet: 550 mm wide; in front: 780 mm deep	See recommendation to retrofit stall.	Not Compliant	4	4.2.2 - Toilets	Div. B/3.8.3.9. - Water Closet Fixtures	Accessibility	2


Facility	Floor ID	Facility Area Name	Element	Assessment Results	Corrective Action Plan	Meets Standard	Priority Level	FADS Reference	OBC/DOPSS Reference	Correction Type	Photo ID
Conestogo Works Yard	1	Washroom	Urinals	Rim: 630 mm high; no grab bars installed. Flush: 1240 mm high	Reinstall urinal so that its rim is not more than 430 mm above the floor or is floor mounted. Install grab bars on each side of the urinal no more than 380 mm from its centre. Install bars in a vertical position. Bars should be at least 300 mm long and the lowest end installed between 600-650 mm from the floor.	Not Compliant	4	4.2.5 - Urinals	Div. B / 3.8.3.10 Urinals	Accessibility	3



1 Conestogo Works Yard



2 CWY - Individual washroom toilet area



3 CWY - Washroom sink area



4 CWY Lockers

Facility	Floor ID	Facility Area Name	Element	Assessment Results	Corrective Action Plan	Meets Standard	Priority Level	FADS Reference	OBC/DOPSS Reference	Correction Type	Photo ID
Elmira Fire Station	1	Entrance	Door - Clear Space	Side door entrance, by bays: 850 mm wide; step: 115 mm high. Door to office area: 840 mm wide; lever handle.	Remove step and install ramp that has a slope of no more than 1:20 (preferred; 1:15 minimum).	Not Compliant	4	4.1.5 - Entrances	Div. B / 3.8.1.2.(1) - Public Entrances	Accessibility	
Elmira Fire Station	1	Kitchen	Sink	Counter: 930 mm high. Single lever faucet installed; reach to use: 545 mm deep. Soap on back wall: 1210 mm high; Paper towel: 1340 mm high	Reinstall paper towel dispenser so it is not more than 1200 mm from the floor	Not Compliant	3	4.1.1 - Space and Reach Requirements	Div. B / 3.8.1.5. - Access to controls	Maintenance	4,5
Elmira Fire Station	1	Kitchen	Accessible Route for Doors	Path to sink area: 700 mm - 830 mm wide.	Maintain a path of travel of at least 1100 mm wide wherever possible.	Not Compliant	4	4.1.4 - Accessible Routes, Paths and Corridors	Div. B / 3.8.1.3.(4) - Barrier-free path of travel clear space	Accessibility	4,5
Elmira Fire Station	1	Office	Door - Clear Space	Door: 710 mm wide; interior path adjustable as needed	Widen doors to 950 mm. If technically infeasible, an acceptable minimum width is 860 mm.	Not Compliant	4	4.1.6 - Doors	Div. B / 3.8.3.3. - Doors and Doorways	Accessibility	8
Elmira Fire Station	1	Parking	Accessible Spaces for Parking	No accessible parking	Install one Type A "van accessible" parking space of 3400 mm wide with access aisle and MTO compliant posted sign	Not Compliant	3	4.3.12 - Parking	O.Reg. 413/12 - 80.34-37 - Accessible Parking	Regulations Compliance	
Elmira Fire Station	1	Washroom - in Training Room	Doors	Door: 560 mm wide	N/A - not technically feasible to increase clear space of door.	N/A	Technically Infeasible	4.1.6 - Doors	Div. B / 3.8.3.3. - Doors and Doorways		1-3

Facility	Floor ID	Facility Area Name	Element	Assessment Results	Corrective Action Plan	Meets Standard	Priority Level	FADS Reference	OBC/DOPSS Reference	Correction Type	Photo ID
Elmira Fire Station	1	Washroom - in Training Room	Path of Travel	Dimensions: 1430 mm wide x 1700 mm deep	N/A - technically infeasible to widen washroom to create accessible unit.	N/A	Technically Infeasible	4.2.7 - Universal Washrooms	Div. B / 3.8.3.12.(1) to (6) - Universal Toilet Rooms		4,5
Elmira Fire Station	1	Washroom - Individual	Call Systems	No emergency call system installed	Install emergency call button with controls between 400-600 mm high. Ensure emergency call is wired to staffed area.	Not Compliant	3	4.2.7 - Universal Washrooms	Div. B / 3.8.3.12.(1) to (6) - Universal Toilet Rooms	Life Safety	6
Elmira Fire Station	1	Washroom - Individual	Mirrors	Mirror: 1120 mm high; not angled	Reinstall mirror so that bottom edge is no more than 1000 mm high.	Not Compliant	3	4.2.3 - Lavatories	Div. B / 3.8.3.11. - Lavatories	Maintenance	6
Elmira Fire Station	1	Washroom - Individual	Toilet Paper Holder	Toilet paper dispenser on side wall: 850 mm high	Reinstall toilet paper dispenser below or in front of the L-shaped grab bar so that it is no lower than 600 mm and no further than 300 mm from the front of the toilet.	Not Compliant	3	4.2.2 - Toilets	Div. B/3.8.3.9. - Water Closet Fixtures	Maintenance	6
Elmira Fire Station	1	Washroom - Individual	Vanity / Counter / Sink	Sink: 860 mm high. Single lever faucet handle installed; reach to use: 360 mm high. Soap dispenser on back wall: 1120 mm high; Paper towel: 1340 mm high	Reinstall paper towel dispenser so that it is not higher than 1200 mm from the floor	Not Compliant	3	4.1.1 - Space and Reach Requirements	Div. B / 3.8.1.5. - Access to controls	Maintenance	6

Facility	Floor ID	Facility Area Name	Element	Assessment Results	Corrective Action Plan	Meets Standard	Priority Level	FADS Reference	OBC/DOPSS Reference	Correction Type	Photo ID
Elmira Fire Station	1	Washroom - Individual	Grab Bars	No grab bars installed	Install grab bar behind the toilet. It should be at least 600 mm long and installed between 840-920 mm high Install L-shaped grab bars directly beside the toilet. They should each be 760 mm long and installed no more than 750 mm high (between 630-690 mm preferred). Install wall mounted, fold-down grab bar on transfer side.	Not Compliant	3	4.2.10 - Grab Bars	Div. B/3.8.3.9. - Water Closet Fixtures	Building Code	6
Elmira Fire Station	1	Washroom - Individual	Signage	No accessible signage installed	Install accessible signage that has high contrast, symbols, braille and tactile lettering and a minimum contrast of 70% light reflectance no higher than 1525 mm according to FADS/OBC requirements	Not Compliant	3	4.4.7 - Signage	Div. B / 3.8.3.1. - Accessible Signage	Building Code	
Elmira Fire Station	1	Washroom - Individual	Doors	Door: 710 mm wide; lever door handle.	Widen doors to 950 mm. If technically infeasible, an acceptable minimum width is 860 mm. Non-public doors may be 860 mm wide	Not Compliant	4	4.1.6 - Doors	Div. B / 3.8.3.3. - Doors and Doorways	Accessibility	

Facility	Floor ID	Facility Area Name	Element	Assessment Results	Corrective Action Plan	Meets Standard	Priority Level	FADS Reference	OBC/DOPSS Reference	Correction Type	Photo ID
Elmira Fire Station	1	Washroom - Individual	Path of Travel	Dimensions: 1790 mm wide x 2100 mm deep.	N/A	OBC/FADS/DOPSS Compliant	Compliant	4.2.7 - Universal Washrooms	Div. B / 3.8.3.12.(1) to (6) - Universal Toilet Rooms		6
Elmira Fire Station	1	Washroom - Individual	Toilet	Toilet seat: 460 mm high; tank and lid available for back support. Clear space in front: 1040 mm deep; beside toilet: 1410 mm wide.	N/A	OBC/FADS/DOPSS Compliant	Compliant	4.2.7 - Universal Washrooms	Div. B / 3.8.3.12.(1) to (6) - Universal Toilet Rooms		6

The Herrington Group


Elmira Fire Station



1 Elmira Fire Station training room washroom - sink area



2 EFS - Training room washroom - sink area 2




3 EFS - Training room washroom - toilet area



4 EFS - Training Room




5 EFS - Training room kitchen area



6 EFS - Washroom by office - toilet and sink area



7 EFS - Washroom by office - paper towel



8 EFS - Office

Facility	Floor ID	Facility Area Name	Element	Assessment Results	Corrective Action Plan	Meets Standard	Priority Level	FADS Reference	OBC/DOPSS Reference	Correction Type	Photo ID
Elmira Lawnbowling Club	1	Entrance	Door - Clear Space	Door: 720 mm wide; lever handle. Lip at door: 35 mm high	Widen doors to 950 mm. If technically infeasible, an acceptable minimum width is 860 mm. Non-public doors may be 860 mm wide. Bevel lip at door so that it is not higher than 20 mm	Not Compliant	4	4.1.6 - Doors	Div. B / 3.8.3.3. - Doors and Doorways	Accessibility	1
Elmira Lawnbowling Club	1	Entrance	Exterior Accessible Route	No ramp to access playing lawn at back door.	Install ramp that has a slope of no more than 1:20 (preferred; 1:15 minimum. Install detectable warning surface at top and bottom of ramp. Ensure surface is at least 900 mm wide and 300 mm deep. It should contrast from surrounding area.	Not Compliant	4	4.1.5 - Entrances	Div. B / 3.8.3.4. - Ramps	Accessibility	
Elmira Lawnbowling Club	1	Entrance	Landings on Ramps	Landing at door: 1730 mm wide x 1720 mm long	N/A	OBC/FADS/DOPSS Compliant	Compliant	4.1.9 - Ramps	O.Reg. 413/12 - 80.24 - Exterior Paths of Travel - Ramps		1
Elmira Lawnbowling Club	1	Entrance	Ramps	Ramp: 1090 mm wide. Railings on both sides of ramp: 1045 mm high x 45 mm wide	N/A	OBC/FADS/DOPSS Compliant	Compliant	4.1.9 - Ramps	O.Reg. 413/12 - 80.24 - Exterior Paths of Travel - Ramps		1
Elmira Lawnbowling Club	1	Entrance	Running Slope	Running slope: 4.4%, - 4.9%. Concrete pad installed at bottom of ramp: Slope is 9.1%.	N/A	OBC/FADS/DOPSS Compliant	Compliant	4.1.9 - Ramps	O.Reg. 413/12 - 80.24 - Exterior Paths of Travel - Ramps		1

Facility	Floor ID	Facility Area Name	Element	Assessment Results	Corrective Action Plan	Meets Standard	Priority Level	FADS Reference	OBC/DOPSS Reference	Correction Type	Photo ID
Elmira Lawnbowling Club	1	Kitchen	Accessible Route for Doors	Door to kitchen: 700 mm wide.	Widen doors to 950 mm. If technically infeasible, an acceptable minimum width is 860 mm. Non-public doors may be 860 mm wide	Not Compliant	4	4.1.6 - Doors	Div. B / 3.8.3.3. - Doors and Doorways	Accessibility	4
Elmira Lawnbowling Club	1	Kitchen	Appliance Controls and Outlets	Back mounted controls on stove. Microwave on shelf over counter: 1465 mm high. Fire extinguisher: 1755 mm high.	Reinstall microwave to counter so that controls are not higher than 1200 mm from the floor. Lower fire extinguisher to 1200 mm high. Install stove with front mounted controls.	Not Compliant	4	4.1.1 - Space and Reach Requirements	Div. B / 3.8.1.5. - Access to controls	Accessibility	4
Elmira Lawnbowling Club	1	Kitchen	Sink	Sink is 915 mm high; short lever faucet handles installed: 560 mm deep	Install long lever faucet handles with tactile lettering (H&C) or install automatic faucets	Not Compliant	4	4.1.1 - Space and Reach Requirements	Div. B / 3.8.1.5. - Access to controls	Accessibility	4
Elmira Lawnbowling Club	1	Kitchen	Counters	Serving counter: 880 mm high x 170 mm deep.	N/A	OBC/FADS/DOPSS Compliant	Compliant	4.3.7 - Tables, Counters and Work Surfaces	O.Reg. 413/12 - 80.40 -43 - Obtaining Services - Counters and Queuing Areas		5
Elmira Lawnbowling Club	1	Parking	Accessible Spaces for Parking	One space available, far from entrance: 4470 mm wide x 4760 mm long. No posted sign, lines and symbol very faded. 15 total spaces available.	Install accessible parking space with all related features according to OBC/DOPSS.	Not Compliant	3	4.3.12 - Parking	O.Reg. 413/12 - 80.34-37 - Accessible Parking	Regulations Compliance	8

Facility	Floor ID	Facility Area Name	Element	Assessment Results	Corrective Action Plan	Meets Standard	Priority Level	FADS Reference	OBC/DOPSS Reference	Correction Type	Photo ID
Elmira Lawnbowling Club	1	Washroom - Men and Women	Mirrors	Mirror: 1265 mm high	Reinstall mirror so that bottom edge is no more than 1000 mm high.	Not Compliant	3	4.2.3 - Lavatories	Div. B / 3.8.3.11. - Lavatories	Maintenance	6,7
Elmira Lawnbowling Club	1	Washroom - Men and Women	Vanity / Counter / Sink	Sink: 820 mm high; knee space: 720 mm high x 360 mm deep. Long levers on faucet handles; 470 mm deep. No wall mounted soap dispenser. Paper towel dispenser: 1230 mm (Womens) - 1400 mm high (Mens)	Install wall mounted soap dispenser and reinstall paper towel dispenser to 1200 mm high.	Not Compliant	3	4.2.3 - Lavatories	Div. B / 3.8.3.11. - Lavatories	Maintenance	6,7
Elmira Lawnbowling Club	1	Washroom - Men and Women	Doors	Door: 890 mm wide; knob handle. No automatic opener installed.	Install a lever door handle. Install an automatic door opener. Controls should be 150 mm wide and installed no higher than 1200 mm	Not Compliant	3	4.1.6 - Doors	Div. B / 3.8.3.3. - Doors and Doorways	Building Code	
Elmira Lawnbowling Club	1	Washroom - Men and Women	Grab Bars	Lshaped bar installed beside toilet: Vertical bar: 1190 mm high x 740 mm long; Horizontal bar: 765 mm high x 740 mm long. Bar behind toilet: 925 mm high x 600 mm long. No fold down bar on transfer side	Install wall mounted, fold down bar on transfer side of toilet.	Not Compliant	3	4.2.10 - Grab Bars	Div. B/3.8.3.9. - Water Closet Fixtures	Building Code	6,7

Facility	Floor ID	Facility Area Name	Element	Assessment Results	Corrective Action Plan	Meets Standard	Priority Level	FADS Reference	OBC/DOPSS Reference	Correction Type	Photo ID
Elmira Lawnbowling Club	1	Washroom - Men and Women	Signage	Signage does not have tactile or braille lettering	Install accessible signage that has high contrast, symbols, braille and tactile lettering and a minimum contrast of 70% light reflectance no higher than 1525 mm according to FADS/OBC requirements	Not Compliant	3	4.4.7 - Signage	Div. B / 3.8.3.1. - Accessible Signage	Building Code	2,3
Elmira Lawnbowling Club	1	Washroom - Men and Women	Urinals	Mens: Urinal installed. Rim is 630 mm high; no grab bars installed; flush is 1220 mm high	Reinstall urinal so that its rim is not more than 430 mm above the floor or is floor mounted. Install grab bars on each side of the urinal no more than 380 mm from its centre. Install bars in a vertical position. Bars should be at least 300 mm long and the lowest end installed between 600-650 mm from the floor.	Not Compliant	3	4.2.5 - Urinals	Div. B / 3.8.3.10 Urinals	Building Code	6
Elmira Lawnbowling Club	1	Washroom - Men and Women	Path of Travel	Dimensions: 1710 mm wide x 3500 mm deep	N/A	OBC/FADS/DOPSS Compliant	Compliant	4.2.7 - Universal Washrooms	Div. B / 3.8.3.12.(1) to (6) - Universal Toilet Rooms		6,7
Elmira Lawnbowling Club	1	Washroom - Men and Women	Toilet	Toilet seat: 460 mm high; tank installed for back support. Flush is on transfer side.	N/A	OBC/FADS/DOPSS Compliant	Compliant	4.2.2 - Toilets	Div. B/3.8.3.9. - Water Closet Fixtures		6,7

Facility	Floor ID	Facility Area Name	Element	Assessment Results	Corrective Action Plan	Meets Standard	Priority Level	FADS Reference	OBC/DOPSS Reference	Correction Type	Photo ID
Elmira Lawnbowling Club	1	Washroom - Men and Women	Toilet Paper Holder	Dispenser in front of Lshaped bar: 850 mm high	N/A	OBC/FADS/DOPSS Compliant	Compliant	4.2.2 - Toilets	Div. B/3.8.3.9. - Water Closet Fixtures		6,7



The Herrington Group



1 Elmira
Lawnbowling Club



2 ELC - Womens
washroom signage




3 ELC Mens
washroom signage



4 ELC kitchen



5 ELC kitchen
serving window



6 ELC Mens room



7 ELC Womens
room



8 ELC Accessible
parking

Elmira Lawn Bowling Club

Facility	Floor ID	Facility Area Name	Element	Assessment Results	Corrective Action Plan	Meets Standard	Priority Level	FADS Reference	OBC/DOPSS Reference	Correction Type	Photo ID
Elmira Library	1	1st Floor - Path of Travel	Book Drop	Book return: 610 mm high. Exterior book return: 1270 mm high	N/A	OBC/FADS/DOPSS Compliant	Compliant	4.1.1 - Space and Reach Requirements	Div. B / 3.8.1.5. - Access to controls		8
Elmira Library	1	1st Floor - Path of Travel	Interior Accessible Routes Interior Paths of Travel Interior Paths	Paths at stacks: 890 mm - 990 mm wide	N/A	OBC Compliant	Compliant	4.1.4 - Accessible Routes, Paths and Corridors	Div. B / 3.8.1.3.(4) - Barrier-free path of travel clear space		10
Elmira Library	1	1st Floor - Path of Travel	Service Counter	Circulation Desk: 770 mm high. Knee space: 730 mm high x 455 mm deep x 760 mm wide.	N/A	OBC/FADS/DOPSS Compliant	Compliant	4.3.8 - Information, Reception and Service Counters	O.Reg. 413/12 - 80.40 -43 - Obtaining Services - Counters and Queuing Areas		8
Elmira Library	1	1st Floor - Path of Travel	Signage	Signage is high contrast and large print	N/A	OBC/FADS/DOPSS Compliant	Compliant	4.4.7 - Signage	Div. B / 3.8.3.1. - Accessible Signage		9
Elmira Library	1	1st Floor - Staff Area	Door - Clear Space	Door: 735 mm wide; knob handle	Widen doors to 860 mm wide. Install a lever door handle.	Not Compliant	4	4.1.6 - Doors	Div. B / 3.8.3.3. - Doors and Doorways	Accessibility	
Elmira Library	1	1st Floor - Staff Area	Path of Travel	Washroom for staff - Door: 640 mm wide; knob handle. Washroom is not wheelchair accessible.	Retrofit to create a universal toilet room with all related features according to FADS/OBC	Not Compliant	4	4.2.7 - Universal Washrooms	Div. B / 3.8.3.12.(1) to (6) - Universal Toilet Rooms	Accessibility	13,14

Facility	Floor ID	Facility Area Name	Element	Assessment Results	Corrective Action Plan	Meets Standard	Priority Level	FADS Reference	OBC/DOPSS Reference	Correction Type	Photo ID
Elmira Library	1	1st Floor - Staff Area	Storage Shelving	Table: 740 mm high; knee space: 690 mm high	N/A	FADS Compliant	Compliant	4.3.7 - Tables, Counters and Work Surfaces	N/A		
Elmira Library	2	2nd Floor - Path of Travel	Emergency Exits, Fire Evacuation and Areas of Rescue	No visual alarms installed, audible signal only.	Install visual alarms at minimum in corridors and washrooms. Consider installing visual alarms in areas where individuals may become isolated (eg. Locker rooms, stairwells etc.)	Not Compliant	2	4.4.4 - Visual Alarms	Div. B / 3.2.4.19.(4); Div. B / 3.2.4.22- Visual Alarms	Life Safety	
Elmira Library	2	2nd Floor - Path of Travel	Path of Travel	Fire alarm pulls: 1460 mm high; fire extinguishers: 1200 mm high.	Lower alarm pulls to 1200 mm.	Not Compliant	4	4.1.1 - Space and Reach Requirements	Div. B / 3.8.1.5. - Access to controls	Life Safety	2
Elmira Library	2	2nd Floor - Path of Travel	Book Drop	Book return: 800 mm high	N/A	OBC/FADS/DOPSS Compliant	Compliant	4.1.1 - Space and Reach Requirements	Div. B / 3.8.1.5. - Access to controls		
Elmira Library	2	2nd Floor - Path of Travel	Computer Workstation	Keyboard knee space: 670 mm high x 310 mm deep.	N/A	FADS Compliant	Compliant	4.3.7 - Tables, Counters and Work Surfaces	N/A		

Facility	Floor ID	Facility Area Name	Element	Assessment Results	Corrective Action Plan	Meets Standard	Priority Level	FADS Reference	OBC/DOPSS Reference	Correction Type	Photo ID
Elmira Library	2	2nd Floor - Path of Travel	Interior Accessible Routes Interior Paths of Travel Interior Paths	Paths between stacks: 1130 mm - 1360 mm wide.	N/A	OBC/FADS/DOPSS Compliant	Compliant	4.1.4 - Accessible Routes, Paths and Corridors	Div. B / 3.8.1.3.(4) - Barrier-free path of travel clear space		3
Elmira Library	2	2nd Floor - Path of Travel	Service Counter	Circulation Desk: 760 mm high. Knee space: 720 mm high x 450 mm deep x 920 mm wide. Work tables: 740 mm high; knee space: 710 mm high x 450 mm deep.	N/A	OBC/FADS/DOPSS Compliant	Compliant	4.3.8 - Information, Reception and Service Counters	O.Reg. 413/12 - 80.40 -43 - Obtaining Services - Counters and Queuing Areas		
Elmira Library	2	2nd Floor - Path of Travel	Signage	High contrast signage throughout	N/A	OBC/FADS/DOPSS Compliant	Compliant	4.4.7 - Signage	Div. B / 3.8.3.1. - Accessible Signage		9
Elmira Library	2	2nd Floor - Washroom - Universal	Call Systems	No emergency call system	Install emergency call button with controls between 400-600 mm high. Ensure emergency call is wired to staffed area.	Not Compliant	2	4.2.7 - Universal Washrooms	Div. B / 3.8.3.12.(1) to (6) - Universal Toilet Rooms	Life Safety	5
Elmira Library	2	2nd Floor - Washroom - Universal	Mirrors	Mirror is 1030 mm high	Reinstall mirror so that bottom edge is no more than 1000 mm high.	Not Compliant	3	4.2.3 - Lavatories	Div. B / 3.8.3.11. - Lavatories	Maintenance	6

Facility	Floor ID	Facility Area Name	Element	Assessment Results	Corrective Action Plan	Meets Standard	Priority Level	FADS Reference	OBC/DOPSS Reference	Correction Type	Photo ID
Elmira Library	2	2nd Floor - Washroom - Universal	Toilet	Seat: 400 mm high, no lid for back support.	Install lid for back support.	Not Compliant	3	4.2.2 - Toilets	Div. B/3.8.3.9. - Water Closet Fixtures	Maintenance	5
Elmira Library	2	2nd Floor - Washroom - Universal	Toilet Paper Holder	Dispenser installed in clear space of Lshaped grab bar.	Reinstall toilet paper dispenser below or in front of the L-shaped grab bar so that it is no lower than 600 mm and no further than 300 mm from the front of the toilet.	Not Compliant	3	4.2.2 - Toilets	Div. B/3.8.3.9. - Water Closet Fixtures	Maintenance	4
Elmira Library	2	2nd Floor - Washroom - Universal	Vanity / Counter / Sink	Counter: 835 mm high; knee space: 730 mm high x 460 mm deep. Long lever faucet handles with tactile and braille lettering installed. Soap on side wall: 995 mm high; Paper towel on side wall: 1145 mm high. Sanitizer: 1480 mm high	Reinstall sanitizer so that it is not more than 1200 mm high	Not Compliant	3	4.2.3 - Lavatories	Div. B / 3.8.3.11. - Lavatories	Maintenance	6
Elmira Library	2	2nd Floor - Washroom - Universal	Doors	Door: 820 mm wide; no automatic opener installed	Install an automatic door opener. Controls should be 150 mm wide and installed no higher than 1200 mm	Not Compliant	3	4.2.7 - Universal Washrooms	Div. B / 3.8.3.12.(1) to (6) - Universal Toilet Rooms	Building Code	

Facility	Floor ID	Facility Area Name	Element	Assessment Results	Corrective Action Plan	Meets Standard	Priority Level	FADS Reference	OBC/DOPSS Reference	Correction Type	Photo ID
Elmira Library	2	2nd Floor - Washroom - Universal	Grab Bars	Lshaped bar installed beside toilet - Horizontal: 610 mm high x 400 mm long. Vertical: 950 mm high x 560 mm long. No grab bar behind toilet. No fold down bar on transfer side.	Install grab bar behind the toilet. It should be at least 600 mm long and installed between 840-920 mm high. Install L-shaped grab bars directly beside the toilet. They should each be 760 mm long and installed no more than 750 mm high (between 630-690 mm preferred). Install wall mounted, fold-down grab bar on transfer side.	Not Compliant	3	4.2.10 - Grab Bars	Div. B/3.8.3.9. - Water Closet Fixtures	Building Code	4
Elmira Library	2	2nd Floor - Washroom - Universal	Signage	Signage has pictogram but no braille or tactile lettering	N/A	Not Compliant	3	4.4.7 - Signage	Div. B / 3.8.3.1. - Accessible Signage	Building Code	7
Elmira Library	2	2nd Floor - Washroom - Universal	Path of Travel	Dimensions: 1560 mm wide x 1440 mm deep	Retrofit to create a universal toilet room with all related features according to FADS/OBC	Not Compliant	4	4.2.7 - Universal Washrooms	Div. B / 3.8.3.12.(1) to (6) - Universal Toilet Rooms	Accessibility	5
Elmira Library	2	2nd Floor - Washroom - Universal	Accessible Route for Doors	Path to washroom: 860 mm wide	Widen pathway to 1100 mm wide.	Not Compliant	4	4.1.4 - Accessible Routes, Paths and Corridors	Div. B / 3.8.1.3.(4) - Barrier-free path of travel clear space	Building Code	
Elmira Library	2	2nd Floor - Washroom - Universal	Change Table	Change table - control: 1170 mm high; Surface: 890 mm high.	N/A	OBC/FADS/DOPSS Compliant	Compliant	4.2.7 - Universal Washrooms	Div. B / 3.8.3.12.(1) to (6) - Universal Toilet Rooms		6

Facility	Floor ID	Facility Area Name	Element	Assessment Results	Corrective Action Plan	Meets Standard	Priority Level	FADS Reference	OBC/DOPSS Reference	Correction Type	Photo ID
Elmira Library	1	Elevator	Audio Cues in Elevator	No voice announcement in elevator	Install an annunciator panel with voice announcement of direction and floor	Not Compliant	4	4.1.14 - Elevators	N/A	Accessibility	
Elmira Library	1	Elevator	Inside Elevator	Dimensions: 1250 mm wide x 1410 mm deep.	Renovate to install elevator with dimensions of 1725 x 1525 mm.	Not Compliant	4	4.1.14 - Elevators	N/A	Accessibility	
Elmira Library	1	Elevator	Elevator Doors	Door: 900 mm wide.	N/A	FADS Compliant	Compliant	4.1.14 - Elevators	N/A		
Elmira Library	1	Elevator	Emergency Car Controls in Elevator	Controls: 1180 mm high	N/A	FADS Compliant	Compliant	4.1.14 - Elevators	N/A		
Elmira Library	1	Elevator	Hallway Indicators in Elevators	Call button: 1060 mm high	N/A	FADS Compliant	Compliant	4.1.14 - Elevators	N/A		
Elmira Library	1	Elevator	Inside Elevator	Railings installed on all non-access walls: 790 mm high	N/A	FADS Compliant	Compliant	4.1.14 - Elevators	N/A		
Elmira Library	1	Entrance	Door - Clear Space	Door: 900 mm wide; automatic opener installed: 1090 mm - 1120 mm high x 150 mm wide. Interior door: 730 mm wide.	Widen interior door to 860 mm wide.	Not Compliant	3	4.1.5 - Entrances	Div. B / 3.8.1.2.(1) - Public Entrances	Building Code	1

Facility	Floor ID	Facility Area Name	Element	Assessment Results	Corrective Action Plan	Meets Standard	Priority Level	FADS Reference	OBC/DOPSS Reference	Correction Type	Photo ID
Elmira Library	1	Exterior Access	Ramps	Ramp width: 1000 mm wide. Lip at Ramp 1 (from street parking) - 30 mm high. Lip at Ramp 2 (to side of building): 20 mm high	Bevel lip at Ramp 1 to ensure it is not higher than 20 mm.	Not Compliant	3	4.1.9 - Ramps	O.Reg. 413/12 - 80.24 - Exterior Paths of Travel - Ramps	Maintenance	15,17
Elmira Library	1	Exterior Access	Detectable Warning Surfaces	No warning surface at top of either ramp.	Install detectable warning surface at top of ramp. Surface shall be constructed in accordance with ISO 23599 Tactile Walking Surface Indicators including colour contrasting, truncated domes set back 300-500 mm from start of ramp.	Not Compliant	3	4.1.9 - Ramps	O.Reg. 413/12 - 80.24 - Exterior Paths of Travel - Ramps	Building Code	16
Elmira Library	1	Exterior Access	Running Slope	Slope of Ramp 1 (from street parking): 4.1%-5.9%. Slope of Ramp 2 (to side of building): 3.9%-5.8%.	N/A	OBC/FADS/DOPSS Compliant	Compliant	4.1.9 - Ramps	O.Reg. 413/12 - 80.24 - Exterior Paths of Travel - Ramps		16

Facility	Floor ID	Facility Area Name	Element	Assessment Results	Corrective Action Plan	Meets Standard	Priority Level	FADS Reference	OBC/DOPSS Reference	Correction Type	Photo ID
Elmira Library	1	Stair	Warning Surfaces	No warning at top of stairs	Install detectable warning surface at top of stairs and at landings. Surface shall be constructed in accordance with ISO 23599 Tactile Walking Surface Indicators including colour contrasting, truncated domes set back 300-500 mm from start of tread.	Not Compliant	3	4.1.11 - Stairs	N/A	Building Code	11,12
Elmira Library	1	Stair	Handrails	Railings on both sides of stair: 910 mm high x 60 mm wide	N/A	FADS Compliant	Compliant	4.1.11 - Stairs	N/A		11,12
Elmira Library	1	Stair	Nosings	Nosing protrudes 25 mm. Two contrasting strips installed to act as warning surface.	N/A	FADS Compliant	Compliant	4.1.11 - Stairs	N/A		11,12
Elmira Library	1	Stair	Stairs	Riser: 160 mm high. Treads: 310 mm deep.	N/A	FADS Compliant	Compliant	4.1.11 - Stairs	N/A		11,12

The Herrington Group

Elmira Library



1 Elmira Library - entrance



2 EL - fire pull and extinguisher



3 EL - 2nd Floor - path at stacks



4 EL - Universal washroom grab bar and toilet paper



5 EL - Universal washroom toilet area



6 EL - Universal washroom sink area



7 EL - Universal washroom - signage




8 EL - Circulation Desk Children's area




9 EL - signage



10 EL - path of travel




11 EL - Stairs



12 EL - Stairs 2



13 EL - staff washroom toilet area




14 EL - staff washroom sink area



15 EL - first ramp - lip at entrance



16 EL - first ramp surface



17 EL - second ramp - lip at entrance

Facility	Floor ID	Facility Area Name	Element	Assessment Results	Corrective Action Plan	Meets Standard	Priority Level	FADS Reference	OBC/DOPSS Reference	Correction Type	Photo ID
Elmira Lions Hall	1	Entrance	Door - Clear Space	Door: 880 mm wide; no automatic door opener installed.	Install an automatic door opener. Controls should be 150 mm wide and installed no higher than 1200 mm	Not Compliant	3	4.1.6 - Doors	Div. B / 3.8.3.3. - Doors and Doorways	Building Code	1
Elmira Lions Hall	1	Entrance	Door - Clear Space	Door: 880 mm wide; no automatic door opener installed.	Install an automatic door opener. Controls should be 150 mm wide and installed no higher than 1200 mm	Not Compliant	3	4.1.6 - Doors	Div. B / 3.8.3.3. - Doors and Doorways	Building Code	1
Elmira Lions Hall	1	Entrance	Exterior Accessible Route	Slope in walkway: 1.4% - 3.4%.	N/A	OBC/FADS/DOPSS Compliant	Compliant	4.1.2 - Ground and Floor Surfaces	Div. B / 3.8.3.2. - Exterior Walks/Path of Travel		1
Elmira Lions Hall	1	Hall	Visual Alarms	No visual alarms installed	Install visual alarms at minimum in corridors and washrooms. Consider installing visual alarms in areas where individuals may become isolated (eg. Locker rooms, stairwells etc.)	Not Compliant	2	4.4.4 - Visual Alarms	Div. B / 3.2.4.19.(4); Div. B / 3.2.4.22- Visual Alarms	Life Safety	
Elmira Lions Hall	1	Hall	Coat Hooks	Coat room entrance: 1510 mm - 1190 mm wide. Railing: 1610 mm high; shelf: 1675 mm high	Install accessible coat rack that is not higher than 1200 mm high and shelf not higher than 1400 mm high	Not Compliant	4	4.1.1 - Space and Reach Requirements	Div. B / 3.8.1.5. - Access to controls	Accessibility	

Facility	Floor ID	Facility Area Name	Element	Assessment Results	Corrective Action Plan	Meets Standard	Priority Level	FADS Reference	OBC/DOPSS Reference	Correction Type	Photo ID
Elmira Lions Hall	1	Hall	Concession	Serving counter: 1080 mm high; surface is 360 mm deep.	Install service counter with lowered section between 710-865 mm high. Ensure the section provides knee space that is 685 mm high and 480 mm deep.	Not Compliant	4	4.3.7 - Tables, Counters and Work Surfaces	O.Reg. 413/12 - 80.40 -43 - Obtaining Services - Counters and Queuing Areas	Accessibility	
Elmira Lions Hall	1	Hall	Indoor Recreation Facilities	Door to Hall: 800 mm wide, no automatic door opener.	Install an automatic door opener. Controls should be 150 mm wide and installed no higher than 1200 mm	Not Compliant	4	4.1.6 - Doors	Div. B / 3.8.3.3. - Doors and Doorways	Accessibility	
Elmira Lions Hall	1	Kitchen	Accessible Route for Doors	Door: 840 mm wide; knob handle.	Install a lever door handle.	Not Compliant	4	4.1.6 - Doors	Div. B / 3.8.3.3. - Doors and Doorways	Accessibility	
Elmira Lions Hall	1	Kitchen	Sink	Sink: 920 mm high; long lever faucet handles installed; reach to use: 500 mm deep. Serving counter: 1050 mm high. Microwave on shelf over counter: 1780 mm high	Install service counter with lowered section between 710-865 mm high. Ensure the section provides knee space that is 685 mm high and 480 mm deep. Reinstall microwave onto counter so that controls are not higher than 1200 mm from the floor.	Not Compliant	4	4.3.7 - Tables, Counters and Work Surfaces	O.Reg. 413/12 - 80.40 -43 - Obtaining Services - Counters and Queuing Areas	Accessibility	5-7

Facility	Floor ID	Facility Area Name	Element	Assessment Results	Corrective Action Plan	Meets Standard	Priority Level	FADS Reference	OBC/DOPSS Reference	Correction Type	Photo ID
Elmira Lions Hall	1	Parking	Accessible Spaces for Parking	Two accessible spaces available; 59 total spaces. Each space is 3780 mm wide x 5560 mm long. Neither is marked as van accessible. No access aisles installed.	Install an additional Type A "van accessible" parking space of 3400 mm wide with access aisle and MTO compliant posted sign. Post sign to dedicate space as "van accessible". Paint access aisles at least 2000 mm wide beside each space. If technically infeasible, access aisle may be reduced to 1500 mm. Access aisles may be shared by two parking spaces. Must extend the full length of the parking space.	Not Compliant	3	4.3.12 - Parking	O.Reg. 413/12 - 80.34-37 - Accessible Parking	Regulations Compliance	
Elmira Lions Hall	1	Parking	Signage For Parking	Spaces not reserved with posted sign	Install accessible signage that is Ministry of Transportation compliant, in each space.	Not Compliant	3	4.3.12 - Parking	O.Reg. 413/12 - 80.34-37 - Accessible Parking	Regulations Compliance	
Elmira Lions Hall	1	Path of Travel	Wall Mounted Fixtures	Fire pull: 1440 mm - 1520 mm high; Fire extinguisher: 1050 mm - 1260 mm high. Defibrillator: 1610 mm high	Lower alarm pulls to 1200 mm. Lower defibrillator to 1200 mm high.	Not Compliant	4	4.1.1 - Space and Reach Requirements	Div. B / 3.8.1.5. - Access to controls	Life Safety	

Facility	Floor ID	Facility Area Name	Element	Assessment Results	Corrective Action Plan	Meets Standard	Priority Level	FADS Reference	OBC/DOPSS Reference	Correction Type	Photo ID
Elmira Lions Hall	1	Washroom - Men and Women	Signage	No tactile or braille lettering on signage	Install accessible signage that has high contrast, symbols, braille and tactile lettering and a minimum contrast of 70% light reflectance no higher than 1525 mm according to FADS/OBC requirements	Not Compliant	3	4.4.7 - Signage	Div. B / 3.8.3.1. - Accessible Signage	Building Code	8,9
Elmira Lions Hall	1	Washroom - Universal	Call Systems	No emergency call system installed	Install emergency call button with controls between 400-600 mm high. Ensure emergency call is wired to staffed area.	Not Compliant	2	4.2.7 - Universal Washrooms	Div. B / 3.8.3.12.(1) to (6) - Universal Toilet Rooms	Life Safety	
Elmira Lions Hall	1	Washroom - Universal	Mirrors	Mirror is 1070 mm high; not angled.	Reinstall mirror so that bottom edge is no more than 1000 mm high.	Not Compliant	3	4.2.3 - Lavatories	Div. B / 3.8.3.11. - Lavatories	Maintenance	
Elmira Lions Hall	1	Washroom - Universal	Doors	Door: 840 mm wide; lever handle. No automatic door opener.	Install an automatic door opener. Controls should be 150 mm wide and installed no higher than 1200 mm	Not Compliant	3	4.1.6 - Doors	Div. B / 3.8.3.3. - Doors and Doorways	Building Code	2

Facility	Floor ID	Facility Area Name	Element	Assessment Results	Corrective Action Plan	Meets Standard	Priority Level	FADS Reference	OBC/DOPSS Reference	Correction Type	Photo ID
Elmira Lions Hall	1	Washroom - Universal	Grab Bars	Angled bar beside toilet: 890 mm high x 740 mm long. No bar behind toilet.	Install grab bar behind the toilet. It should be at least 600 mm long and installed between 840-920 mm high. Install L-shaped grab bars directly beside the toilet. They should each be 760 mm long and installed no more than 750 mm high (between 630-690 mm preferred). Install wall mounted, fold-down grab bar on transfer side.	Not Compliant	3	4.2.10 - Grab Bars	Div. B/3.8.3.9. - Water Closet Fixtures	Building Code	3
Elmira Lions Hall	1	Washroom - Universal	Signage	No accessible signage installed	Install accessible signage that has high contrast, symbols, braille and tactile lettering and a minimum contrast of 70% light reflectance no higher than 1525 mm according to FADS/OBC requirements	Not Compliant	3	4.4.7 - Signage	Div. B / 3.8.3.1. - Accessible Signage	Building Code	
Elmira Lions Hall	1	Washroom - Universal	Change Table	Change table - control: 1410 mm high; surface: 840 mm high	N/A	OBC/FADS/DOPSS Compliant	Compliant	4.2.6 - Washroom Accessories	Div. B / 3.8.2.3 - Barrier-Free Washrooms		3
Elmira Lions Hall	1	Washroom - Universal	Path of Travel	Dimensions: 1550 mm wide x 2190 mm deep.	N/A	OBC Compliant	Compliant	4.2.7 - Universal Washrooms	Div. B / 3.8.3.12.(1) to (6) - Universal Toilet Rooms		

Facility	Floor ID	Facility Area Name	Element	Assessment Results	Corrective Action Plan	Meets Standard	Priority Level	FADS Reference	OBC/DOPSS Reference	Correction Type	Photo ID
Elmira Lions Hall	1	Washroom - Universal	Toilet	Toilet seat: 450 mm high; tank available for back support. Flush is on transfer side. Clear space beside toilet: 1030 mm wide; in front: 1440 mm deep	N/A	OBC/FADS/DOPSS Compliant	Compliant	4.2.2 - Toilets	Div. B/3.8.3.9. - Water Closet Fixtures		3,4
Elmira Lions Hall	1	Washroom - Universal	Toilet Paper Holder	Dispenser under angled bar: 590 mm high	N/A	OBC/FADS/DOPSS Compliant	Compliant	4.2.2 - Toilets	Div. B/3.8.3.9. - Water Closet Fixtures		
Elmira Lions Hall	1	Washroom - Universal	Vanity / Counter / Sink	Sink: 830 mm high; knee space: 705 mm high x 330 mm deep. Soap: on side wall - 1120 mm high; Paper towel: 1200 mm high. Long lever faucet handles on sink; reach to use: 450 mm deep.	N/A	OBC/FADS/DOPSS Compliant	Compliant	4.2.3 - Lavatories	Div. B / 3.8.3.11. - Lavatories		

The Herrington Group

Elmira Lions Hall




1 Elmira Lions Hall Entrance



2 ELH - Universal Washroom



3 ELH Change table




4 ELH Toilet area



5 ELH Kitchen sink area



6 ELH Kitchen



7 ELH Kitchen serving window



8 ELH Mens washroom urinal area



9 ELH Womens signage



10 ELH Mens signage

Facility	Floor ID	Facility Area Name	Element	Assessment Results	Corrective Action Plan	Meets Standard	Priority Level	FADS Reference	OBC/DOPSS Reference	Correction Type	Photo ID
Lions Park Washroom	1	Concession Counter	Counters	Counter: 970 mm high	Install service counter with lowered section between 710-865 mm high. Ensure the section provides knee space that is 685 mm high and 480 mm deep.	Not Compliant	3	4.3.7 - Tables, Counters and Work Surfaces	O.Reg. 413/12 - 80.40 -43 - Obtaining Services - Counters and Queuing Areas	Accessibility	
Lions Park Washroom	1	Parking	Accessible Spaces for Parking	Total spaces:136. Two accessible spaces installed. Each is car sized: 2680 mm wide x 5560 mm wide. No access aisles.	Install 3 Type A "van accessible" parking spaces. Space should be 3400 mm wide with access aisle and MTO compliant posted sign. Install an additional two Type B "standard" accessible parking space of 2400 mm wide with access and MTO compliant posted sign.Paint access aisles at least 2000 mm wide beside each space. If technically infeasible, access aisle may be reduced to 1500 mm. Access aisles may be shared by two parking spaces.	Not Compliant	3	4.3.12 - Parking	O.Reg. 413/12 - 80.33 - Off-Street Parking	Regulations Compliance	7

Facility	Floor ID	Facility Area Name	Element	Assessment Results	Corrective Action Plan	Meets Standard	Priority Level	FADS Reference	OBC/DOPSS Reference	Correction Type	Photo ID
Lions Park Washroom	1	Parking	Signage For Parking	No posted sign to indicate spaces. Symbol on pavement very faded.	Install Ministry of Transportation compliant signage where missing. Repaint parking symbols in existing accessible spaces	Not Compliant	3	4.3.12 - Parking	O.Reg. 413/12 - 80.33 - Off-Street Parking	Regulations Compliance	7
Lions Park Washroom	1	Washroom - Men and Women	Coat Hooks	Hook on door: 1605 mm high	Reinstall hook no higher than 1200 mm.	Not Compliant	2	4.2.1 - Toilet Stalls	Div. B/3.8.3.9. - Water Closet Fixtures	Maintenance	
Lions Park Washroom	1	Washroom - Men and Women	Individual Washroom Stall	Stall door: Mens - 860 mm wide. Womens - 880 mm wide. Door swings inwards.	Change swing of door to outwards.	Not Compliant	2	4.2.1 - Toilet Stalls	Div. B / 3.8.3.8 - Water Closet Stalls	Maintenance	
Lions Park Washroom	1	Washroom - Men and Women	Mirrors	Mirror: 1150 mm high, mirror is not angled	Reinstall mirror so that bottom edge is no more than 1000 mm high.	Not Compliant	2	4.2.3 - Lavatories	Div. B / 3.8.3.11. - Lavatories	Maintenance	5,6
Lions Park Washroom	1	Washroom - Men and Women	Toilet Paper Holder	Installed in the clear space of the Lshaped grab bar: Mens: 920 mm high; Womens: 1020 mm high	Reinstall toilet paper dispenser below or in front of the L-shaped grab bar so that it is no lower than 600 mm and no further than 300 mm from the front of the toilet.	Not Compliant	2	4.2.2 - Toilets	Div. B/3.8.3.9. - Water Closet Fixtures	Maintenance	3,4

Facility	Floor ID	Facility Area Name	Element	Assessment Results	Corrective Action Plan	Meets Standard	Priority Level	FADS Reference	OBC/DOPSS Reference	Correction Type	Photo ID
Lions Park Washroom	1	Washroom - Men and Women	Vanity / Counter / Sink	Sink: 890 mm high; knee space: 740 mm high x 190 mm deep. Soap: 1280 mm high. Paper towel: 1160 mm high. Long lever faucet handles on sink with tactile and braille lettering. Women's - soap on side wall: 1300 mm high. Garbage: 1020 mm high.	Reinstall soap no more than 1200 mm from the floor	Not Compliant	2	4.2.3 - Lavatories	Div. B / 3.8.3.11. - Lavatories	Maintenance	5,6
Lions Park Washroom	1	Washroom - Men and Women	Change Table	No change tables installed	Install change table in each washroom.	Not Compliant	2	4.2.6 - Washroom Accessories	Div. B / 3.8.2.3 - Barrier-Free Washrooms	Building Code	
Lions Park Washroom	1	Washroom - Men and Women	Grab Bars	Lshaped bar installed beside toilet - Horizontal: 765 mm high x 720 mm long. Vertical: 1250 mm high x 720 mm long. Bar behind toilet - Horizontal: 920 mm high x 600 mm long. No fold down bar on transfer side.	Install wall mounted, fold down bar on transfer side of toilet.	Not Compliant	2	4.2.10 - Grab Bars	Div. B/3.8.3.9. - Water Closet Fixtures	Building Code	3,4

Facility	Floor ID	Facility Area Name	Element	Assessment Results	Corrective Action Plan	Meets Standard	Priority Level	FADS Reference	OBC/DOPSS Reference	Correction Type	Photo ID
Lions Park Washroom	1	Washroom - Men and Women	Urinals	Mens - Path to urinal: 920 mm wide. Rim: 600 mm high. Grab bars installed on each side of urinal: 1060 mm high x 600 mm long	Reinstall urinal so that its rim is not more than 430 mm above the floor or is floor mounted.	Not Compliant	2	4.2.5 - Urinals	Div. B / 3.8.3.10 - Urinals	Building Code	
Lions Park Washroom	1	Washroom - Men and Women	Doors	Front door: 880 mm wide. Automatic door installed. Control: 1000 mm high. Signage on door has braille lettering.	N/A	OBC/FADS/DOPSS Compliant	Compliant	4.1.6 - Doors	Div. B / 3.8.3.3. - Doors and Doorways		1,2
Lions Park Washroom	1	Washroom - Men and Women	Individual Washroom Stall	Stall: 2070 mm wide x 1580 mm deep. Clear space in front: 760 mm deep; beside toilet: 1540 mm wide	N/A	OBC/FADS/DOPSS Compliant	Compliant	4.2.1 - Toilet Stalls	Div. B / 3.8.3.8 - Water Closet Stalls		3,4
Lions Park Washroom	1	Washroom - Men and Women	Toilet	Toilet has tank for back support. Seat is 460 mm high	N/A	OBC/FADS/DOPSS Compliant	Compliant	4.2.2 - Toilets	Div. B/3.8.3.9. - Water Closet Fixtures		3,4




1 ELPW - Mens washroom signage - braille



2 ELPW - Women's washroom auto door



3 ELPW - Womens washroom toilet stall



4 ELPW Mens washroom toilet stall



5 ELPW - Womens washroom sink area



6 ELPW - Mens washroom sink area



7 ELPW accessible parking area

Facility	Floor ID	Facility Area Name	Element	Assessment Results	Corrective Action Plan	Meets Standard	Priority Level	FADS Reference	OBC/DOPSS Reference	Correction Type	Photo ID
Elmira Youth Soccer Office	1	Entrance	Detectable Warning Surfaces	No detectable warning surface at bottom of ramp	Install detectable warning surface at bottom of ramp. Surface shall be constructed in accordance with ISO 23599 Tactile Walking Surface Indicators including colour contrasting, truncated domes set back 300-500 mm from start	Not Compliant	3	4.1.9 - Ramps	O.Reg. 413/12 - 80.24 - Exterior Paths of Travel - Ramps	Building Code	4
Elmira Youth Soccer Office	1	Entrance	Door - Clear Space	Door: 860 mm wide; knob handle. Lip at door from ramp: 50 mm high. No automatic door opener installed.	Install a lever door handle. Bevel lip at door. Install an automatic door opener. Controls should be 150 mm wide and installed no higher than 1200 mm	Not Compliant	3	4.1.5 - Entrances	Div. B / 3.8.1.2.(1) - Public Entrances	Building Code	1
Elmira Youth Soccer Office	1	Entrance	Ramps	Ramp is 1310 mm - 1390 mm wide; no handrails installed on ramp.	Install handrails on both sides of ramp between 865-920 mm.	Not Compliant	3	4.1.9 - Ramps	O.Reg. 413/12 - 80.24 - Exterior Paths of Travel - Ramps	Building Code	4
Elmira Youth Soccer Office	1	Entrance	Running Slope	Slope of ramp: 1.6% - 2.4%.	N/A	OBC/FADS/DOPSS Compliant	Compliant	4.1.9 - Ramps	O.Reg. 413/12 - 80.24 - Exterior Paths of Travel - Ramps		4
Elmira Youth Soccer Office	1	Parking	Accessible Spaces for Parking	No accessible parking installed. Curb ramp at one space (leading to walkway) has slope of 4.1%.	Install one Type A "van accessible" parking space of 3400 mm wide with access aisle and MTO compliant posted sign near curb ramp.	Not Compliant	3	4.3.12 - Parking	O.Reg. 413/12 - 80.33 - Off-Street Parking	Regulations Compliance	

Facility	Floor ID	Facility Area Name	Element	Assessment Results	Corrective Action Plan	Meets Standard	Priority Level	FADS Reference	OBC/DOPSS Reference	Correction Type	Photo ID
Elmira Youth Soccer Office	1	Washroom - Universal	Call Systems	No emergency call system.	Install emergency call button with controls between 400-600 mm high. Ensure emergency call is wired to staffed area.	Not Compliant	2	4.2.7 - Universal Washrooms	Div. B / 3.8.3.12.(1) to (6) - Universal Toilet Rooms	Life Safety	3
Elmira Youth Soccer Office	1	Washroom - Universal	Doors	Door: 870 mm wide; lever handle. No automatic door opener installed	Install an automatic door opener. Controls should be 150 mm wide and installed no higher than 1200 mm	Not Compliant	3	4.1.6 - Doors	Div. B / 3.8.3.3. - Doors and Doorways	Building Code	
Elmira Youth Soccer Office	1	Washroom - Universal	Grab Bars	Angled bar beside toilet - 670 mm high x 600 mm long. Bar behind toilet: Horizontal bar: 875 mm high x 460 mm long. No bar on transfer side of toilet.	Install new grab bar behind the toilet. It should be at least 600 mm long and installed between 840-920 mm high. Install L-shaped grab bars directly beside the toilet. They should each be 760 mm long and installed no more than 750 mm high (between 630-690 mm preferred). Install wall mounted, fold-down grab bar on transfer side of toilet.	Not Compliant	3	4.2.10 - Grab Bars	Div. B/3.8.3.9. - Water Closet Fixtures	Building Code	3

Facility	Floor ID	Facility Area Name	Element	Assessment Results	Corrective Action Plan	Meets Standard	Priority Level	FADS Reference	OBC/DOPSS Reference	Correction Type	Photo ID
Elmira Youth Soccer Office	1	Washroom - Universal	Signage	Signage marks washroom as Women's only.	Convert washroom to universal unit by installing accessible signage that has high contrast, symbols, braille and tactile lettering and a minimum contrast of 70% light reflectance no higher than 1525 mm according to FADS/OBC requirements	Not Compliant	3	4.4.7 - Signage	Div. B / 3.8.3.1. - Accessible Signage	Building Code	2
Elmira Youth Soccer Office	1	Washroom - Universal	Vanity / Counter / Sink	Sink: 850 mm high; knee space: 680 mm high x 240 mm deep. Short lever faucet handles installed; reach to use: 420 mm deep. Soap on side wall: 975 mm high; Paper towel: 1100 mm high.	Install long lever faucet handles with tactile lettering (H&C) or install automatic faucets	Not Compliant	4	4.2.3 - Lavatories	Div. B / 3.8.3.11. - Lavatories	Accessibility	3
Elmira Youth Soccer Office	1	Washroom - Universal	Mirrors	Mirror is 1020 mm high; not angled.	N/A	OBC/FADS/DOPSS Compliant	Compliant	4.2.3 - Lavatories	Div. B / 3.8.3.11. - Lavatories		3
Elmira Youth Soccer Office	1	Washroom - Universal	Path of Travel	Dimensions: 1890 mm wide x 2030 mm long	N/A	OBC/FADS/DOPSS Compliant	Compliant	4.2.7 - Universal Washrooms	Div. B / 3.8.3.12.(1) to (6) - Universal Toilet Rooms		

Facility	Floor ID	Facility Area Name	Element	Assessment Results	Corrective Action Plan	Meets Standard	Priority Level	FADS Reference	OBC/DOPSS Reference	Correction Type	Photo ID
Elmira Youth Soccer Office	1	Washroom - Universal	Toilet	Toilet seat: 425 mm high; tank and lid available for back support. Clear space beside toilet: 1420 mm wide; in front: 1220 mm deep.	N/A	OBC/FADS/DOPSS Compliant	Compliant	4.2.2 - Toilets	Div. B/3.8.3.9. - Water Closet Fixtures		3






1 Elmira Youth Soccer Office Entrance



2 EYSO - Washroom door



3 EYSO - Washroom



4 EYSO - Ramp to entrance

Facility	Floor ID	Facility Area Name	Element	Assessment Results	Corrective Action Plan	Meets Standard	Priority Level	FADS Reference	OBC/DOPSS Reference	Correction Type	Photo ID
Floradale Fire Station	1	Entrance	Entrance	Fire extinguisher at entrance: 860 mm - 930 mm high. First Aid kit: 1600 mm high. Coat rack: Rail - 1655 mm high; shelf: 1725 mm high	Lower first aid kit to 1200 mm high. Install accessible coat rack with rail no higher than 1200 mm high.	Not Compliant	3	4.1.1 - Space and Reach Requirements	Div. B / 3.8.1.5. - Access to controls	Accessibility	3
Floradale Fire Station	1	Entrance	Door - Clear Space	Exterior and interior door: 800 mm wide. Automatic opener installed. Controls: 1140 mm - 1155 mm high x 100 mm wide.	N/A	OBC/FADS/DOPSS Compliant	Compliant	4.1.5 - Entrances	Div. B / 3.8.1.2.(1) - Public Entrances		1,2
Floradale Fire Station	1	Kitchen	Counters	Serving counter: 1100 mm high	Install service counter with lowered section between 710-865 mm high. Ensure the section provides knee space that is 685 mm high and 480 mm deep.	Not Compliant	4	4.3.7 - Tables, Counters and Work Surfaces	O.Reg. 413/12 - 80.40 -43 - Obtaining Services - Counters and Queuing Areas	Accessibility	
Floradale Fire Station	1	Kitchen	Accessible Route for Doors	Door: 820 mm wide; lever handle	N/A	OBC Compliant	Compliant	4.1.6 - Doors	Div. B / 3.8.3.3. - Doors and Doorways		
Floradale Fire Station	1	Kitchen	Appliance Controls and Outlets	Microwave on counter: 1090 mm high	N/A	OBC/FADS/DOPSS Compliant	Compliant	4.1.1 - Space and Reach Requirements	Div. B / 3.8.1.5. - Access to controls		4

Facility	Floor ID	Facility Area Name	Element	Assessment Results	Corrective Action Plan	Meets Standard	Priority Level	FADS Reference	OBC/DOPSS Reference	Correction Type	Photo ID
Floradale Fire Station	1	Kitchen	Sink	Sink: 900 mm high. Long lever faucet handles installed on sink. Reach to use faucet: 340 mm deep.	N/A	OBC/FADS/DOPSS Compliant	Compliant	4.1.1 - Space and Reach Requirements	Div. B / 3.8.1.5. - Access to controls		4
Floradale Fire Station	1	Parking	Accessible Spaces for Parking	No accessible parking available.	Install one Type A "van accessible" parking space of 3400 mm wide with access aisle and MTO compliant posted sign	Not Compliant	3	4.3.12 - Parking	O.Reg. 413/12 - 80.33 - Off-Street Parking	Regulations Compliance	
Floradale Fire Station	1	Washroom - Men and Women	Individual Washroom Stall	No dpulls installed on stall door.	Install d-style door pulls on the inside and outside of the door. Pull should be at least 140 mm long, between 200-300 mm from hinge side and no more than 1200 mm high.	Not Compliant	3	4.2.1 - Toilet Stalls	Div. B / 3.8.3.8 - Water Closet Stalls	Maintenance	
Floradale Fire Station	1	Washroom - Men and Women	Toilet	Toilet seat: 460 mm high. No lid for back support.	Install lid for back support.	Not Compliant	3	4.2.2 - Toilets	Div. B/3.8.3.9. - Water Closet Fixtures	Maintenance	
Floradale Fire Station	1	Washroom - Men and Women	Doors	Door: 820 mm wide; no automatic door openers installed	Install an automatic door opener. Controls should be 150 mm wide and installed no higher than 1200 mm	Not Compliant	3	4.1.6 - Doors	Div. B / 3.8.3.3. - Doors and Doorways	Building Code	5

Facility	Floor ID	Facility Area Name	Element	Assessment Results	Corrective Action Plan	Meets Standard	Priority Level	FADS Reference	OBC/DOPSS Reference	Correction Type	Photo ID
Floradale Fire Station	1	Washroom - Men and Women	Grab Bars	Lshaped bar installed beside toilet - Horizontal: 680 mm high x 720 mm long. Vertical: 1100 mm high x 720 mm long. Bar behind toilet - Horizontal: 955 mm high x 600 mm long. No fold down bar on transfer side.	Install wall mounted, fold down bar on transfer side of toilet.	Not Compliant	3	4.2.10 - Grab Bars	Div. B/3.8.3.9. - Water Closet Fixtures	Building Code	6,10
Floradale Fire Station	1	Washroom - Men and Women	Individual Washroom Stall	Stall door: 820 mm wide. Opens inwards, making it impossible to enter and turn. In Womens stall chair obstructs needed clear space.	Change swing of door to outwards. Remove chair	Not Compliant	3	4.2.1 - Toilet Stalls	Div. B / 3.8.3.8 - Water Closet Stalls	Building Code	13
Floradale Fire Station	1	Washroom - Men and Women	Urinals	Path to urinal: 860 mm wide. Rim: 610 mm high. Flush: 1165 mm high. No grab bars installed	Reinstall urinal so that its rim is not more than 430 mm above the floor or is floor mounted. Install grab bars on each side of the urinal no more than 380 mm from its centre. Install bars in a vertical position. Bars should be at least 300 mm long and the lowest end installed between 600-650 mm from the floor.	Not Compliant	3	4.2.5 - Urinals	Div. B / 3.8.3.10 Urinals	Building Code	7

Facility	Floor ID	Facility Area Name	Element	Assessment Results	Corrective Action Plan	Meets Standard	Priority Level	FADS Reference	OBC/DOPSS Reference	Correction Type	Photo ID
Floradale Fire Station	1	Washroom - Men and Women	Change Table	Change table: Control - 1150 mm high; Surface: 880 mm high	N/A	OBC/FADS/DOPSS Compliant	Compliant	4.1.1 - Space and Reach Requirements	Div. B / 3.8.1.5. - Access to controls		9
Floradale Fire Station	1	Washroom - Men and Women	Coat Hooks	Hook on partition: 1210 mm high, protrudes 30 mm deep.	N/A	OBC/FADS/DOPSS Compliant	Compliant	4.1.1 - Space and Reach Requirements	Div. B / 3.8.1.5. - Access to controls		
Floradale Fire Station	1	Washroom - Men and Women	Individual Washroom Stall	Stall: 2160 mm wide x 1550 mm deep. Clear space beside toilet: 1540 mm wide; in front: 770 mm deep. Disposal: 680 mm high.	N/A	OBC/FADS/DOPSS Compliant	Compliant	4.2.1 - Toilet Stalls	Div. B / 3.8.3.8 - Water Closet Stalls		
Floradale Fire Station	1	Washroom - Men and Women	Interior Accessible Routes Interior Paths of Travel Interior Paths	Path into washroom: 1080 mm - 1170 mm wide	N/A	OBC/FADS/DOPSS Compliant	Compliant	4.1.4 - Accessible Routes, Paths and Corridors	Div. B / 3.8.1.3.(4) - Barrier-free path of travel clear space		
Floradale Fire Station	1	Washroom - Men and Women	Mirrors	Mirror: 1060 mm high; angled.	N/A	OBC/FADS/DOPSS Compliant	Compliant	4.2.3 - Lavatories	Div. B / 3.8.3.11. - Lavatories		8
Floradale Fire Station	1	Washroom - Men and Women	Toilet Paper Holder	In front of Lshaped grab bar: 590 mm high	N/A	OBC/FADS/DOPSS Compliant	Compliant	4.2.2 - Toilets	Div. B/3.8.3.9. - Water Closet Fixtures		13

Facility	Floor ID	Facility Area Name	Element	Assessment Results	Corrective Action Plan	Meets Standard	Priority Level	FADS Reference	OBC/DOPSS Reference	Correction Type	Photo ID
Floradale Fire Station	1	Washroom - Men and Women	Vanity / Counter / Sink	Counter: 830 mm high; knee space: 710 mm high x 175 mm deep. Long lever faucet handles installed: 450 mm deep. Soap: on side wall 960 mm high. Paper towel: 1000 mm high. Womens - Dispenser - Controls: 1140-1205 mm high; slot: 870 mm high	N/A	OBC/FADS/DOPSS Compliant	Compliant	4.2.3 - Lavatories	Div. B / 3.8.3.11. - Lavatories		8,11,12

The Herrington Group

Floradale Fire Station



1 Floradale Fire Station - entrance



2 FFS - Bay doors



3 FFS - fire extinguisher



4 FFS - community hall kitchen



5 FFS - Mens washroom door



6 FFS - Mens washroom stall toilet area



7 FFS- Men's washroom urinal area



8 FFS - Men's washroom sink area




9 FFS - Men's washroom change table



10 FFS Womens washroom stall area



11 FFS - Womens washroom sink area



12 FFS - Womens washroom dispenser



13 FFS - Womens washroom stall



14 FFS - Coat rack at entrance

Facility	Floor ID	Facility Area Name	Element	Assessment Results	Corrective Action Plan	Meets Standard	Priority Level	FADS Reference	OBC/DOPSS Reference	Correction Type	Photo ID
Gibson Park Washroom	1	Parking	Accessible Spaces for Parking	Two accessible spaces; 17 spaces total. Space is 5360 mm wide x 5250 mm long. Neither is marked as van accessible. No access aisles installed. Space has symbol and posted sign.	Paint access aisles at least 2000 mm wide beside each space. If technically infeasible, access aisle may be reduced to 1500 mm. Access aisles may be shared by two parking spaces. Must extend the full length of the parking space. Install sign to mark one space as "van accessible".	Not Compliant	3	4.3.12 - Parking	O.Reg. 413/12 - 80.34-37 - Accessible Parking	Regulations Compliance	1
Gibson Park Washroom	1	Washroom - Universal 1	Call Systems	Emergency control: 940 mm high	N/A	Compliant		4.2.7 - Universal Washrooms	Div. B / 3.8.3.12.(1) to (6) - Universal Toilet Rooms		4
Gibson Park Washroom	1	Washroom - Universal 1	Signage	Signage does not have tactile or braille lettering	Install accessible signage that has high contrast, symbols, braille and tactile lettering and a minimum contrast of 70% light reflectance no higher than 1525 mm according to FADS/OBC requirements	Not Compliant	3	4.4.7 - Signage	Div. B / 3.8.3.1. - Accessible Signage	Building Code	2
Gibson Park Washroom	1	Washroom - Universal 1	Change Table	Adult change table installed. Controls: 1200 mm high; Surface: 800 mm high	N/A	OBC/FADS/DOPSS Compliant	Compliant	4.2.7 - Universal Washrooms	Div. B / 3.8.3.12.(1) to (6) - Universal Toilet Rooms		4

Facility	Floor ID	Facility Area Name	Element	Assessment Results	Corrective Action Plan	Meets Standard	Priority Level	FADS Reference	OBC/DOPSS Reference	Correction Type	Photo ID
Gibson Park Washroom	1	Washroom - Universal 1	Doors	Door: 870 mm wide; automatic opener installed. Controls: 960 mm high x 100 mm wide. Locking mechanism: 960 mm high x 100 mm wide.	N/A	OBC/FADS/DOPSS Compliant	Compliant	4.1.6 - Doors	Div. B / 3.8.3.3. - Doors and Doorways		2
Gibson Park Washroom	1	Washroom - Universal 1	Fixtures	Transfer seat installed beside toilet: 445 mm high x 370 mm deep x 460 mm wide	N/A	OBC/FADS/DOPSS Compliant	Compliant	4.2.6 - Washroom Accessories	Div. B / 3.8.3.12.(1) to (6) - Universal Toilet Rooms		3
Gibson Park Washroom	1	Washroom - Universal 1	Grab Bars	Bar behind toilet: Horizontal bar: 910 mm high x 600 mm long. Two wall mounted, horizontal grab bars installed, one on each side of toilet: 785 mm high x 670 mm long.	N/A	OBC/FADS/DOPSS Compliant	Compliant	4.2.10 - Grab Bars	Div. B/3.8.3.9. - Water Closet Fixtures		3
Gibson Park Washroom	1	Washroom - Universal 1	Mirrors	Mirror is 1020 mm high; angled.	N/A	OBC/FADS/DOPSS Compliant	Compliant	4.2.3 - Lavatories	Div. B / 3.8.3.11. - Lavatories		3
Gibson Park Washroom	1	Washroom - Universal 1	Path of Travel	Dimensions: 4210 mm wide x 3570 mm deep	N/A	OBC/FADS/DOPSS Compliant	Compliant	4.2.7 - Universal Washrooms	Div. B / 3.8.3.12.(1) to (6) - Universal Toilet Rooms		
Gibson Park Washroom	1	Washroom - Universal 1	Toilet	Toilet seat: 460 mm high; tank available for back support.	N/A	OBC/FADS/DOPSS Compliant	Compliant	4.2.2 - Toilets	Div. B/3.8.3.9. - Water Closet Fixtures		3

Facility	Floor ID	Facility Area Name	Element	Assessment Results	Corrective Action Plan	Meets Standard	Priority Level	FADS Reference	OBC/DOPSS Reference	Correction Type	Photo ID
Gibson Park Washroom	1	Washroom - Universal 1	Toilet Paper Holder	Dispenser installed on one of the horizontal grab bar: 730 mm high	N/A	OBC/FADS/DOPSS Compliant	Compliant	4.2.2 - Toilets	Div. B/3.8.3.9. - Water Closet Fixtures		3
Gibson Park Washroom	1	Washroom - Universal 1	Vanity / Counter / Sink	Sink: 865 mm high; knee space: 790 mm high x 240 mm deep. Single lever faucet handle installed; reach to use: 390 mm deep. Soap on back wall: 1160 mm high. Automatic dryer installed: 1190 mm high. Garbage can is wall installed: 810 mm high.	N/A	OBC/FADS/DOPSS Compliant	Compliant	4.2.3 - Lavatories	Div. B / 3.8.3.11. - Lavatories		3
Gibson Park Washroom	1	Washroom - Universal 2	Grab Bars	Lshaped bar beside toilet - Vertical bar: 1190 mm high x 760 mm long. Horizontal bar: 770 mm high x 700 mm long. Bar behind toilet: Horizontal bar: 925 mm high x 600 mm long. No bar on transfer side of toilet.	Install wall mounted, horizontal fold down bar on transfer side of toilet.	Not Compliant	3	4.2.10 - Grab Bars	Div. B / 3.8.3.12.(1) to (6) - Universal Toilet Rooms	Building Code	5

Facility	Floor ID	Facility Area Name	Element	Assessment Results	Corrective Action Plan	Meets Standard	Priority Level	FADS Reference	OBC/DOPSS Reference	Correction Type	Photo ID
Gibson Park Washroom	1	Washroom - Universal 2	Signage	No tactile or braille signage installed	Install accessible signage that has high contrast, symbols, braille and tactile lettering and a minimum contrast of 70% light reflectance no higher than 1525 mm according to FADS/OBC requirements	Not Compliant	3	4.4.7 - Signage	Div. B / 3.8.3.1. - Accessible Signage	Building Code	2
Gibson Park Washroom	1	Washroom - Universal 2	Vanity / Counter / Sink	Sink: 865 mm high; knee space: 790 mm high x 240 mm deep. Single lever faucet handle installed; reach to use: 390 mm deep. Soap on back wall: 1200 mm high. Automatic dryer installed: 1200 mm high. Garbage can is in the clear space beside toilet.	Install wall mounted recessed garbage can.	Not Compliant	4	4.2.3 - Lavatories	Div. B / 3.8.3.11. - Lavatories	Accessibility	6q
Gibson Park Washroom	1	Washroom - Universal 2	Call Systems	Emergency control: 940 mm high	N/A	OBC/FADS/DOPSS Compliant	Compliant	4.2.7 - Universal Washrooms	Div. B / 3.8.3.12.(1) to (6) - Universal Toilet Rooms		5


Facility	Floor ID	Facility Area Name	Element	Assessment Results	Corrective Action Plan	Meets Standard	Priority Level	FADS Reference	OBC/DOPSS Reference	Correction Type	Photo ID
Gibson Park Washroom	1	Washroom - Universal 2	Doors	Door: 870 mm wide; automatic opener installed. Controls: 700 mm high x 100 mm wide; vertical column type. Locking mechanism: 960 mm high x 100 mm wide.	N/A	OBC/FADS/DOPSS Compliant	Compliant	4.1.6 - Doors	Div. B / 3.8.3.3. - Doors and Doorways		
Gibson Park Washroom	1	Washroom - Universal 2	Fixtures	Transfer seats installed (2): 445 mm high x 370 mm deep x 460 mm wide	N/A	OBC/FADS/DOPSS Compliant	Compliant	4.2.6 - Washroom Accessories	Div. B / 3.8.3.12.(1) to (6) - Universal Toilet Rooms		5
Gibson Park Washroom	1	Washroom - Universal 2	Mirrors	Mirror is 1020 mm high; angled.	N/A	OBC/FADS/DOPSS Compliant	Compliant	4.2.3 - Lavatories	Div. B / 3.8.3.11. - Lavatories		6
Gibson Park Washroom	1	Washroom - Universal 2	Path of Travel	Dimensions: 2660 mm wide x 2480 mm deep	N/A	OBC/FADS/DOPSS Compliant	Compliant	4.2.7 - Universal Washrooms	Div. B / 3.8.3.12.(1) to (6) - Universal Toilet Rooms		
Gibson Park Washroom	1	Washroom - Universal 2	Toilet	Toilet seat: 460 mm high; tank available for back support.	N/A	OBC/FADS/DOPSS Compliant	Compliant	4.2.2 - Toilets	Div. B/3.8.3.9. - Water Closet Fixtures		5
Gibson Park Washroom	1	Washroom - Universal 2	Toilet Paper Holder	Dispenser is in front of Lshaped bar: 920 mm high	N/A	OBC/FADS/DOPSS Compliant	Compliant	4.2.2 - Toilets	Div. B/3.8.3.9. - Water Closet Fixtures		5



1 Gibson Park - accessible parking



2 GP Universal washroom 1 door




3 GP Universal washroom 1



4 GP Universal washroom 1 - controls



5 GP - Universal washroom 2 toilet area



6 GP - Universal washroom 2 - sink area

Facility	Floor ID	Facility Area Name	Element	Assessment Results	Corrective Action Plan	Meets Standard	Priority Level	FADS Reference	OBC/DOPSS Reference	Correction Type	Photo ID
Heidelberg Comm Centre	1	Community Hall	Door - Clear Space	Open space, can be configured as needed	N/A	OBC/FADS/DOPSS Compliant	Compliant	4.1.4 - Accessible Routes, Paths and Corridors	Div. B / 3.8.1.3.(4) - Barrier-free path of travel clear space		
Heidelberg Comm Centre	1	Community Hall	Path of Travel	Fire extinguisher: 950 mm high	N/A	OBC/FADS/DOPSS Compliant	Compliant	4.1.1 - Space and Reach Requirements	Div. B / 3.8.1.5. - Access to controls		
Heidelberg Comm Centre	1	Entrance	Door - Clear Space	Door: 840 mm wide; automatic door installed. Controls: 900 mm - 945 mm high x 150 mm wide.	N/A	OBC/FADS/DOPSS Compliant	Compliant	4.1.6 - Doors	Div. B / 3.8.3.3. - Doors and Doorways		1
Heidelberg Comm Centre	1	Entrance	Exterior Accessible Route	Path to building entrance is level.	N/A	OBC/FADS/DOPSS Compliant	Compliant	4.1.2 - Ground and Floor Surfaces	Div. B / 3.8.3.2. - Exterior Walks/Path of Travel		1
Heidelberg Comm Centre	1	Kitchen	Sink	No wall mounted soap or towel available	Install soap and towel dispensers so reach to use is not more than 400 mm deep. Maintain at heights no more than 1200 mm from the floor	Not Compliant	3	4.1.1 - Space and Reach Requirements	Div. B / 3.8.1.5. - Access to controls	Maintenance	
Heidelberg Comm Centre	1	Kitchen	Appliance Controls and Outlets	Stove - back mounted controls.	Install stove with front mounted controls	Not Compliant	4	4.1.1 - Space and Reach Requirements	Div. B / 3.8.1.5. - Access to controls	Accessibility	

Facility	Floor ID	Facility Area Name	Element	Assessment Results	Corrective Action Plan	Meets Standard	Priority Level	FADS Reference	OBC/DOPSS Reference	Correction Type	Photo ID
Heidelberg Comm Centre	1	Kitchen	Sink	Counter: 915 mm high. Short lever faucet handles on faucet; reach to use: 530 mm deep.	Install long lever faucet handles with tactile lettering (H&C) or install automatic faucets	Not Compliant	4	4.1.1 - Space and Reach Requirements	Div. B / 3.8.1.5. - Access to controls	Accessibility	
Heidelberg Comm Centre	1	Kitchen	Accessible Route for Doors	Door: 900 mm wide; lever handle	N/A	OBC/FADS/DOPSS Compliant	Compliant	4.1.6 - Doors	Div. B / 3.8.3.3. - Doors and Doorways		
Heidelberg Comm Centre	1	Parking	Accessible Spaces for Parking	No accessible parking spaces.	Install one Type A "van accessible" parking space of 3400 mm wide with access aisle and MTO compliant posted sign	Not Compliant	3	4.3.12 - Parking	O.Reg. 413/12 - 80.34-37 - Accessible Parking	Regulations Compliance	
Heidelberg Comm Centre	1	Washroom - Universal	Vanity / Counter / Sink	Sink: 825 mm high; knee space: 730 mm high x 300 mm deep. Single lever faucet handle installed; reach to use: 280 mm deep. No wall mounted soap dispenser. Paper towel: 1100 mm high; dryer is automatic: 950 mm high. Garbage is wall mounted: 700 mm high.	Install wall mounted soap dispenser so reach to use is not more than 400 mm deep. Maintain at heights no more than 1200 mm from the floor	Not Compliant	3	4.2.3 - Lavatories	Div. B / 3.8.3.11. - Lavatories	Maintenance	4

Facility	Floor ID	Facility Area Name	Element	Assessment Results	Corrective Action Plan	Meets Standard	Priority Level	FADS Reference	OBC/DOPSS Reference	Correction Type	Photo ID
Heidelberg Comm Centre	1	Washroom - Universal	Grab Bars	Lshaped bar beside toilet - Vertical bar: 1200 mm high x 740 mm long. Horizontal bar: 760 mm high x 740 mm long. Bar behind toilet: Horizontal bar: 950 mm high x 600 mm long. No bar on transfer side of toilet.	Install wall mounted, fold down bar on transfer side of toilet.	Not Compliant	3	4.2.10 - Grab Bars	Div. B/3.8.3.9. - Water Closet Fixtures	Building Code	3
Heidelberg Comm Centre	1	Washroom - Universal	Signage	No tactile or braille signage	Install accessible signage that has high contrast, symbols, braille and tactile lettering and a minimum contrast of 70% light reflectance no higher than 1525 mm according to FADS/OBC requirements	Not Compliant	3	4.4.7 - Signage	Div. B / 3.8.3.1. - Accessible Signage	Building Code	2
Heidelberg Comm Centre	1	Washroom - Universal	Call Systems	Emergency call system installed. Control: 600 mm high	N/A	OBC/FADS/DOPSS Compliant	Compliant	4.2.7 - Universal Washrooms	Div. B / 3.8.3.12.(1) to (6) - Universal Toilet Rooms		
Heidelberg Comm Centre	1	Washroom - Universal	Change Table	Change table control: 1290 mm high; surface: 830 mm high	N/A	OBC/FADS/DOPSS Compliant	Compliant	4.2.6 - Washroom Accessories	Div. B / 3.8.1.5. - Access to controls		4

Facility	Floor ID	Facility Area Name	Element	Assessment Results	Corrective Action Plan	Meets Standard	Priority Level	FADS Reference	OBC/DOPSS Reference	Correction Type	Photo ID
Heidelberg Comm Centre	1	Washroom - Universal	Doors	Door: 900 mm wide; lever handle. Automatic opener: 910 mm high x 100 mm wide. Locking mechanism: 905 mm high.	N/a	OBC/FADS/DOPSS Compliant	Compliant	4.1.6 - Doors	Div. B / 3.8.3.3. - Doors and Doorways		2,3
Heidelberg Comm Centre	1	Washroom - Universal	Fixtures	Hook: 1210 mm high; protrudes 40 mm deep	N/A	OBC/FADS/DOPSS Compliant	Compliant	4.2.6 - Washroom Accessories	Div. B / 3.8.1.5. - Access to controls		
Heidelberg Comm Centre	1	Washroom - Universal	Mirrors	Mirror is 1010 mm high; angled.	N/A	OBC/FADS/DOPSS Compliant	Compliant	4.2.3 - Lavatories	Div. B / 3.8.3.11. - Lavatories		5
Heidelberg Comm Centre	1	Washroom - Universal	Path of Travel	Dimensions: 3730 mm wide x 1530 mm deep.	N/A	OBC Compliant	Compliant	4.2.7 - Universal Washrooms	Div. B / 3.8.3.12.(1) to (6) - Universal Toilet Rooms		
Heidelberg Comm Centre	1	Washroom - Universal	Toilet	Toilet seat: 415 mm high; lid installed for back support. Clear space beside toilet: 1070 mm wide; in front: 3010 mm deep.	N/A	OBC/FADS/DOPSS Compliant	Compliant	4.2.2 - Toilets	Div. B/3.8.3.9. - Water Closet Fixtures		3
Heidelberg Comm Centre	1	Washroom - Universal	Toilet Paper Holder	In front of Lshaped bar: 860 mm high	N/A	OBC/FADS/DOPSS Compliant	Compliant	4.2.2 - Toilets	Div. B/3.8.3.9. - Water Closet Fixtures		3

Facility	Floor ID	Facility Area Name	Element	Assessment Results	Corrective Action Plan	Meets Standard	Priority Level	FADS Reference	OBC/DOPSS Reference	Correction Type	Photo ID
Heidelberg Comm Centre	1	Washroom Entrance	Door - Clear Space	Door from park - 900 mm wide; lever handle. Automatic opener installed: 930 mm high x 150 mm wide. Defibrillator: 1400 mm high. Fire extinguisher: 1020 mm high.	N/A	OBC/FADS/DOPSS Compliant	Compliant	4.1.5 - Entrances	Div. B / 3.8.1.2.(1) - Public Entrances		



1 Heidelberg Community Centre entrance



2 HCC - signage on washroom



3 HCC - washroom toilet area




4 HCC - washroom accessories




5 HCC washroom sink area

Facility	Floor ID	Facility Area Name	Element	Assessment Results	Corrective Action Plan	Meets Standard	Priority Level	FADS Reference	OBC/DOPSS Reference	Correction Type	Photo ID
Elmira Works Yard - Howard Ave.	1	Entrance	Door - Clear Space	Door: 840 mm wide; step at door - 80 mm high. Interior door: 840 mm wide. No automatic opener.	Remove step and install ramp that has a slope of no more than 1:20 (preferred; 1:15 minimum. Install detectable warning surface at top and bottom of ramp. Ensure surface is at least 900 mm wide and 300 mm deep. It should contrast from surrounding area. Install an automatic door opener. Controls should be 150 mm wide and installed no higher than 1200 mm	Not Compliant	3	4.1.5 - Entrances	Div. B / 3.8.1.2.(1) - Public Entrances	Building Code	
Elmira Works Yard - Howard Ave.	1	Parking	Accessible Spaces for Parking	No accessible parking	Install one Type A "van accessible" parking space of 3400 mm wide with access aisle and MTO compliant posted sign	Not Compliant	3	4.3.12 - Parking	O.Reg. 413/12 - 80.34-37 - Accessible Parking		
Elmira Works Yard - Howard Ave.	1	Path of Travel	Wall Mounted Fixtures	First aid kit: 1630 mm high. Fire extinguisher: 1120 mm - 1140 mm high. Coat rack - railing: 1730 mm high	Reinstall first aid kit so that it is no more than 1200 mm from the floor. Install accessible coat rack with railing no higher than 1200 mm high	Not Compliant	4	4.1.1 - Space and Reach Requirements	Div. B / 3.8.1.5. - Access to controls	Accessibility	
Elmira Works Yard - Howard Ave.	1	Washroom	Doors	Door: 840 mm wide; no automatic door	Retrofit to create a universal toilet room with all related features according to FADS/OBC	Not Compliant	4	4.2.7 - Universal Washrooms	Div. B / 3.8.3.12.(1) to (6) - Universal Toilet Rooms	Accessibility	1-3


Facility	Floor ID	Facility Area Name	Element	Assessment Results	Corrective Action Plan	Meets Standard	Priority Level	FADS Reference	OBC/DOPSS Reference	Correction Type	Photo ID
Elmira Works Yard - Howard Ave.	1	Washroom	Individual Washroom Stall	Path to stall: 600 mm wide. No accessible stall available.	See recommendation to retrofit washroom	Not Compliant	4	4.2.1 - Toilet Stalls	Div. B / 3.8.3.8 - Water Closet Stalls	Accessibility	1-3
Elmira Works Yard - Howard Ave.	1	Washroom	Urinals	Urinal rim: 560 mm high, no grab bars installed	See recommendation to retrofit washroom	Not Compliant	4	4.2.5 - Urinals	Div. B / 3.8.3.10 Urinals	Accessibility	2
Elmira Works Yard - Howard Ave.	1	Washroom	Vanity / Counter / Sink	No accessible lavatory	See recommendation to retrofit washroom	Not Compliant	4	4.2.3 - Lavatories	Div. B / 3.8.3.11. - Lavatories	Accessibility	3



1 Howard Ave
Works Yard
Washroom toilet
stall



2 HWY - Urinal in
washroom



3 HWY -
Washroom sink
area

Facility	Floor ID	Facility Area Name	Element	Assessment Results	Corrective Action Plan	Meets Standard	Priority Level	FADS Reference	OBC/DOPSS Reference	Correction Type	Photo ID
Maryhill Community Centre	1	Cloak Room	Door - Clear Space	Door: 850 mm wide; lever handle	N/A		Compliant	4.1.6 - Doors	Div. B / 3.8.3.3. - Doors and Doorways		
Maryhill Community Centre	1	Cloak Room	Wall Mounted Fixtures	Coat rack - Railing: 1690 mm high; Shelf: 1790 mm high	Install coat rack with railing no higher than 1200 mm from the floor and shelf no higher than 1400 mm high	Not Compliant	4	4.1.1 - Space and Reach Requirements	Div. B / 3.8.1.5. - Access to controls	Accessibility	
Maryhill Community Centre	1	Entrance	Door - Clear Space	Door: 930 mm wide; automatic opener installed. Exterior control: 1090 mm high x 110 mm wide. Interior control: 950 mm high x 110 mm wide	N/A	OBC/FADS/DOPSS Compliant	Compliant	4.1.6 - Doors	Div. B / 3.8.3.3. - Doors and Doorways		1
Maryhill Community Centre	1	Entrance	Exterior Accessible Route	Walkway to entrance: Slope - 2.2%-2.3%	N/A	OBC/FADS/DOPSS Compliant	Compliant	4.1.5 - Entrances	Div. B / 3.8.1.2.(1) - Public Entrances		1
Maryhill Community Centre	1	Hall	Path of Travel	Open space can be configured as needed. Serving counter: 1070 mm high; surface: 450 mm deep.	Install service counter with lowered section between 710-865 mm high. Ensure the section provides knee space that is 685 mm high and 480 mm deep.	Not Compliant	4	4.3.7 - Tables, Counters and Work Surfaces	O.Reg. 413/12 - 80.40 -43 - Obtaining Services - Counters and Queuing Areas	Accessibility	4
Maryhill Community Centre	1	Hall	Door - Clear Space	Door: 840 mm wide; lever handle.	N/A	OBC/FADS/DOPSS Compliant	Compliant	4.1.6 - Doors	Div. B / 3.8.3.3. - Doors and Doorways		

Facility	Floor ID	Facility Area Name	Element	Assessment Results	Corrective Action Plan	Meets Standard	Priority Level	FADS Reference	OBC/DOPSS Reference	Correction Type	Photo ID
Maryhill Community Centre	1	Kitchen	Appliance Controls and Outlets	Microwave on shelf over counter: 1680 mm high. Stove has back mounted controls.	Reinstall microwave onto counter so that controls are not more than 1200 mm from the floor. Install stove with front mounted controls.	Not Compliant	4	4.1.1 - Space and Reach Requirements	Div. B / 3.8.1.5. - Access to controls	Accessibility	6,15
Maryhill Community Centre	1	Kitchen	Accessible Route for Doors	Door: 840 mm wide; d-handle installed. Path into kitchen: 1040 mm wide	N/A	OBC/FADS/DOPSS Compliant	Compliant	4.1.6 - Doors	Div. B / 3.8.3.3. - Doors and Doorways		5
Maryhill Community Centre	1	Kitchen	Sink	Sink - soap and paper towel on back wall, both: 1040 mm high. Handwashing sink - soap and paper towel on the back wall: 1190 mm and 1055 mm high respectively. First aid kit on counter: 1180 mm high.	N/A	OBC/FADS/DOPSS Compliant	Compliant	4.1.1 - Space and Reach Requirements	Div. B / 3.8.1.5. - Access to controls		14
Maryhill Community Centre	1	Kitchen	Sink	Sink has short lever faucet handles installed; 920 mm high, reach to use: 530 mm deep. Handwashing sink is 910 mm high, has single lever faucet handle; reach to use: 450 mm deep.	N/A	OBC/FADS/DOPSS Compliant	Compliant	4.1.1 - Space and Reach Requirements	Div. B / 3.8.1.5. - Access to controls		6,14

Facility	Floor ID	Facility Area Name	Element	Assessment Results	Corrective Action Plan	Meets Standard	Priority Level	FADS Reference	OBC/DOPSS Reference	Correction Type	Photo ID
Maryhill Community Centre	1	Parking	Accessible Spaces for Parking	Total number of spaces: 42; accessible spaces: 2. Spaces are van accessible: 4450 mm wide x 5480 mm long. No access aisles available.	Paint access aisles at least 2000 mm wide beside each space. If technically infeasible, access aisle may be reduced to 1500 mm. Access aisles may be shared by two parking spaces. Must extend the full length of the parking space.	Not Compliant	3	4.3.12 - Parking	O.Reg. 413/12 - 80.33 - Off-Street Parking	Regulations Compliance	3
Maryhill Community Centre	1	Parking	Signage For Parking	Good symbols in spaces, posted sign at each space. Compliant with the Ministry of Transportation. Neither space is marked as van accessible.	Install sign to mark one accessible space as "van accessible".	Not Compliant	3	4.3.12 - Parking	O.Reg. 413/12 - 80.33 - Off-Street Parking	Regulations Compliance	3
Maryhill Community Centre	1	Parking	Location of Parking Spaces	Bollards at top of parking spaces. Space in between bollards: 1250 mm wide	N/A	OBC/FADS/DOPSS Compliant	Compliant	4.1.4 - Accessible Routes, Paths and Corridors	Div. B / 3.8.1.3.(4) - Barrier-free path of travel clear space		2
Maryhill Community Centre	1	Washroom - Men and Women	Change Table	No change table	Install change tables in both washrooms	Not Compliant	3	4.2.6 - Washroom Accessories	N/A	Building Code	

Facility	Floor ID	Facility Area Name	Element	Assessment Results	Corrective Action Plan	Meets Standard	Priority Level	FADS Reference	OBC/DOPSS Reference	Correction Type	Photo ID
Maryhill Community Centre	1	Washroom - Men and Women	Grab Bars	Angled bar beside toilet: 960 mm high x 740 mm long. Bar behind toilet: 910 mm high x 600 mm long. No fold down bar on transfer side.	Install L-shaped grab bars directly beside the toilet. They should each be 760 mm long and installed no more than 750 mm high (between 630-690 mm preferred). Install wall mounted, fold-down grab bar on transfer side.	Not Compliant	3	4.2.10 - Grab Bars	Div. B/3.8.3.9. - Water Closet Fixtures	Building Code	11,13
Maryhill Community Centre	1	Washroom - Men and Women	Signage	Signage does not have tactile or braille lettering or high colour contrast.	Install accessible signage that has high contrast, symbols, braille and tactile lettering and a minimum contrast of 70% light reflectance no higher than 1525 mm according to FADS/OBC requirements	Not Compliant	3	4.4.7 - Signage	Div. B / 3.8.3.1. - Accessible Signage	Building Code	8

Facility	Floor ID	Facility Area Name	Element	Assessment Results	Corrective Action Plan	Meets Standard	Priority Level	FADS Reference	OBC/DOPSS Reference	Correction Type	Photo ID
Maryhill Community Centre	1	Washroom - Men and Women	Urinals	Men's: Urinal rim: 550 mm high, no grab bars installed. Flush: 1300 mm high.	Reinstall urinal so that its rim is not more than 430 mm above the floor or is floor mounted. Install grab bars on each side of the urinal no more than 380 mm from its centre. Install bars in a vertical position. Bars should be at least 300 mm long and the lowest end installed between 600-650 mm from the floor. Install automatic flush on urinal.	Not Compliant	3	4.2.5 - Urinals	Div. B / 3.8.3.10 Urinals	Building Code	10
Maryhill Community Centre	1	Washroom - Men and Women	Coat Hooks	Hook on partition: 1180 mm high, protrudes 30 mm deep	N/A	OBC/FADS/DOPSS Compliant	Compliant	4.2.6 - Washroom Accessories	Div. B/3.8.3.9. - Water Closet Fixtures		
Maryhill Community Centre	1	Washroom - Men and Women	Doors	Opening to washroom: 1000 mm wide; path into washroom: 1040 mm wide	N/A	OBC/FADS/DOPSS Compliant	Compliant	4.1.6 - Doors	Div. B / 3.8.3.3. - Doors and Doorways		
Maryhill Community Centre	1	Washroom - Men and Women	Individual Washroom Stall	Stall door: 800 mm wide. Stall: 1530 mm wide x 1510 mm deep	N/A	OBC Compliant	Compliant	4.2.1 - Toilet Stalls	Div. B / 3.8.3.8 - Water Closet Stalls		11,13
Maryhill Community Centre	1	Washroom - Men and Women	Mirrors	Mirror: 1035 mm high	N/A	OBC/FADS/DOPSS Compliant	Compliant	4.2.3 - Lavatories	Div. B / 3.8.3.11. - Lavatories		9,12

Facility	Floor ID	Facility Area Name	Element	Assessment Results	Corrective Action Plan	Meets Standard	Priority Level	FADS Reference	OBC/DOPSS Reference	Correction Type	Photo ID
Maryhill Community Centre	1	Washroom - Men and Women	Toilet	Toilet seat: 440 mm high; lid available for back support. Clear space beside toilet: 905 mm wide; in front: 790 mm deep	N/A	OBC/FADS/DOPSS Compliant	Compliant	4.2.2 - Toilets	Div. B/3.8.3.9. - Water Closet Fixtures		11,13
Maryhill Community Centre	1	Washroom - Men and Women	Toilet Paper Holder	Dispenser is under angled bar: 620 mm high	N/A	OBC/FADS/DOPSS Compliant	Compliant	4.2.2 - Toilets	Div. B/3.8.3.9. - Water Closet Fixtures		9,12
Maryhill Community Centre	1	Washroom - Men and Women	Vanity / Counter / Sink	Sink: 935 mm high; knee space: 725 mm high x 340 mm deep x 760 mm wide. Single lever faucet handle installed; reach to use: 340 mm deep. Soap on side wall: 1145 mm high. Dryer is automatic: 990 mm high	N/A	OBC/FADS/DOPSS Compliant	Compliant	4.2.3 - Lavatories	Div. B / 3.8.3.11. - Lavatories		9,12

The Herrington Group



1 Maryhill Community Centre



2 MCC - Bollards at parking



3 MCC Accessible parking




4 MCC Serving counter



5 MCC Path of travel



6 MCC Kitchen



7 MCC Kitchen serving window



8 MCC Mens Washroom signage



9 MCC Mens Washroom sink area




10 MCC Mens washroom urinal area



11 MCC Mens washroom stall



12 MCC Womens washroom sink area



13 MCC Womens washroom stall



14 MCC Kitchen sink area



15 MCC Kitchen stove area

Maryhill Community Centre

Facility	Floor ID	Facility Area Name	Element	Assessment Results	Corrective Action Plan	Meets Standard	Priority Level	FADS Reference	OBC/DOPSS Reference	Correction Type	Photo ID
Maryhill Fire Station	1	Change Room - Men and Women	Accessible Showers	Shower has a step: 150 mm high. No roll in shower available.	Retrofit to create a roll in shower with all related features according to FADS/OBC	Not Compliant	4	4.2.9 - Shower Stalls	N/A	Accessibility	9-11
Maryhill Fire Station	1	Change Room - Men and Women	Doors	Door 890 mm wide; no automatic door opener.	Install an automatic door opener. Controls should be 150 mm wide and installed no higher than 1200 mm	Not Compliant	4	4.1.6 - Doors	Div. B / 3.8.3.3. - Doors and Doorways	Accessibility	
Maryhill Fire Station	1	Change Room - Men and Women	Urinals	Urinal does not have grab bars. Rim: 600 mm high	Reinstall urinal so that its rim is not more than 430 mm above the floor or is floor mounted. Install grab bars on each side of the urinal no more than 380 mm from its centre. Install bars in a vertical position. Bars should be at least 300 mm long and the lowest end installed between 600-650 mm from the floor.	Not Compliant	4	4.2.5 - Urinals	Div. B / 3.8.3.10 Urinals	Accessibility	8
Maryhill Fire Station	1	Change Room - Men and Women	Colour Contrast	Good colour contrast between walls, floors and fixtures. Signage has braille lettering, high contrast and pictogram.	N/A	OBC/FADS/DOPSS Compliant	Compliant	4.4.15 - Texture and Colour	N/A		7

Facility	Floor ID	Facility Area Name	Element	Assessment Results	Corrective Action Plan	Meets Standard	Priority Level	FADS Reference	OBC/DOPSS Reference	Correction Type	Photo ID
Maryhill Fire Station	1	Change Room - Men and Women	Individual Washroom Stall	No accessible stall but universal washroom available nearby	N/A	OBC/FADS/DOPSS Compliant	Compliant	4.2.7 - Universal Washrooms	Div. B / 3.8.3.12.(1) to (6) - Universal Toilet Rooms		
Maryhill Fire Station	1	Entrance	Door - Clear Space	Door: 880 mm wide; automatic opener installed. Decal on door. Exterior controls: 980 mm high x 100 mm wide; Interior controls: 910 mm high x 100 mm wide	N/A	OBC/FADS/DOPSS Compliant	Compliant	4.1.6 - Doors	Div. B / 3.8.3.3. - Doors and Doorways		1
Maryhill Fire Station	1	Parking	Accessible Spaces for Parking	A total of 10 spaces, 1 accessible space available. Space is 3295 mm wide x 6000 mm long. Aisle beside space is 1320 mm wide x 6000 mm long.	N/A	OBC/FADS/DOPSS Compliant	Compliant	4.3.12 - Parking	O.Reg. 413/12 - 80.34-37 - Accessible Parking		12
Maryhill Fire Station	1	Parking	Signage For Parking	Parking space has symbol and posted sign, compliant with Ministry of Transportation requirements.	N/A	OBC/FADS/DOPSS Compliant	Compliant	4.3.12 - Parking	O.Reg. 413/12 - 80.34-37 - Accessible Parking		12
Maryhill Fire Station	1	Training Room	Appliance Controls and Outlets	Microwave on shelf over counter: 1535 mm high	Reinstall microwave to counter so that controls are not more than 1200 mm from the floor	Not Compliant	4	4.1.1 - Space and Reach Requirements	Div. B / 3.8.1.5. - Access to controls	Accessibility	6

Facility	Floor ID	Facility Area Name	Element	Assessment Results	Corrective Action Plan	Meets Standard	Priority Level	FADS Reference	OBC/DOPSS Reference	Correction Type	Photo ID
Maryhill Fire Station	1	Training Room	Door - Clear Space	Door: 880 mm wide; lever handle	N/A	OBC/FADS/DOPSS Compliant	Compliant	4.1.6 - Doors	Div. B / 3.8.3.3. - Doors and Doorways		6
Maryhill Fire Station	1	Training Room	Sink	Sink is 915 mm high; single lever faucet installed. Reach to use: 500 mm deep.	N/A	OBC/FADS/DOPSS Compliant	Compliant	4.1.1 - Space and Reach Requirements	Div. B / 3.8.1.5. - Access to controls		6
Maryhill Fire Station	1	Washroom - Universal	Grab Bars	Lshaped bar installed beside toilet - Horizontal: 765 mm high x 720 mm long. Vertical: 1190 mm high x 740 mm long. Bar behind toilet - Horizontal: 925 mm high x 600 mm long. No fold down bar on transfer side.	Install wall mounted fold down bar on transfer side of toilet.	Not Compliant	3	4.2.10 - Grab Bars	Div. B/3.8.3.9. - Water Closet Fixtures	Building Code	3
Maryhill Fire Station	1	Washroom - Universal	Call Systems	Emergency call system installed in clear space of Lshaped bar: 950 mm high	Consider reinstalling emergency call button between 400 mm - 600 mm from the floor.	Not Compliant	4	4.2.7 - Universal Washrooms	Div. B / 3.8.3.12.(1) to (6) - Universal Toilet Rooms	Accessibility	2
Maryhill Fire Station	1	Washroom - Universal	Path of Travel	Dimensions: 3260 mm wide x 2750 mm deep. Tables stored in washroom reduces usable space.	Remove tables.	Not Compliant	3	4.2.7 - Universal Washrooms	Div. B / 3.8.3.12.(1) to (6) - Universal Toilet Rooms	Maintenance	

Facility	Floor ID	Facility Area Name	Element	Assessment Results	Corrective Action Plan	Meets Standard	Priority Level	FADS Reference	OBC/DOPSS Reference	Correction Type	Photo ID
Maryhill Fire Station	1	Washroom - Universal	Doors	Door: 890 mm wide; lever handle. Automatic opener installed: 910 mm high x 100 mm wide. Locking mechanism installed: 955 mm high x 100 mm wide.	N/A	OBC/FADS/DOPSS Compliant	Compliant	4.1.6 - Doors	Div. B / 3.8.3.3. - Doors and Doorways		2
Maryhill Fire Station	1	Washroom - Universal	Mirrors	Mirror: 1005 mm high	N/A	OBC/FADS/DOPSS Compliant	Compliant	4.2.3 - Lavatories	Div. B / 3.8.3.11. - Lavatories		5
Maryhill Fire Station	1	Washroom - Universal	Signage	Signage has tactile, braille and pictograms.	N/A	OBC/FADS/DOPSS Compliant	Compliant	4.4.7 - Signage	Div. B / 3.8.3.1. - Accessible Signage		
Maryhill Fire Station	1	Washroom - Universal	Toilet	Toilet seat: 450 mm high, tank available for back support. Clear space beside toilet: 1755 mm wide; in front: 1200 mm deep. Disposal: 530 mm high	N/A	OBC/FADS/DOPSS Compliant	Compliant	4.2.2 - Toilets	Div. B/3.8.3.9. - Water Closet Fixtures		3,4
Maryhill Fire Station	1	Washroom - Universal	Toilet Paper Holder	Dispenser is in front of Lshaped bar at 530 mm high	N/A	OBC/FADS/DOPSS Compliant	Compliant	4.2.2 - Toilets	Div. B/3.8.3.9. - Water Closet Fixtures		3

Facility	Floor ID	Facility Area Name	Element	Assessment Results	Corrective Action Plan	Meets Standard	Priority Level	FADS Reference	OBC/DOPSS Reference	Correction Type	Photo ID
Maryhill Fire Station	1	Washroom - Universal	Vanity / Counter / Sink	Sink: 835 mm high, knee space: 705 mm high x 330 mm deep. Single lever faucet handle installed: 330 mm deep. Soap on back wall: 1065 mm high; Paper towel on back wall: 1220 mm high. Garbage can is wall mounted: 870 mm high	N/A	OBC/FADS/DOPSS Compliant	Compliant	4.2.3 - Lavatories	Div. B / 3.8.3.11. - Lavatories		5





1 Maryhill Fire Station



2 MFS Universal washroom



3 MFS Universal washroom toilet area



4 MFS Universal washroom disposal placement



5 MFS Universal washroom sink area



6 MFS Kitchen sink area



7 MFS Mens Changeroom signage



8 MFS Mens Changeroom urinal



9 MFS Mens Changeroom shower



10 MFS Mens Changeroom shower head



11 MFS Mens Changeroom shower step



12 MFS Accessible parking

Facility	Floor ID	Facility Area Name	Element	Assessment Results	Corrective Action Plan	Meets Standard	Priority Level	FADS Reference	OBC/DOPSS Reference	Correction Type	Photo ID
Snider Park Washroom	1	Washroom - Men and Women	Vanity / Counter / Sink	Paper towel dispenser: 1500 mm high	Reinstall towel dispenser no more than 1200 mm from the floor	Not Compliant	3	4.2.3 - Lavatories	Div. B / 3.8.3.11. - Lavatories	Maintenance	5
Snider Park Washroom	1	Washroom - Men and Women	Individual Washroom Stall	Dimensions of washroom: 1510 mm wide x 2500 mm long	Retrofit to create a universal toilet room with all related features according to FADS/OBC	Not Compliant	4	4.2.7 - Universal Washrooms	Div. B / 3.8.3.12.(1) to (6) - Universal Toilet Rooms	Accessibility	3,4
Snider Park Washroom	1	Washroom - Men and Women	Doors	Door to washroom: 710 mm wide. No automatic door opener installed	Widen doors to 950 mm. If technically infeasible, an acceptable minimum width is 860 mm. Install an automatic door opener. Controls should be 150 mm wide and installed no higher than 1200 mm	Not Compliant	4	4.1.6 - Doors	Div. B / 3.8.3.3. - Doors and Doorways	Building Code	1,2
Snider Park Washroom	1	Washroom - Men and Women	Grab Bars	No grab bars installed	Install grab bar behind the toilet. It should be at least 600 mm long and installed between 840-920 mm high. Install L-shaped grab bars directly beside the toilet. They should each be 760 mm long and installed no more than 750 mm high (between 630-690 mm preferred). Install wall mounted, fold-down grab bar on transfer side.	Not Compliant	4	4.2.10 - Grab Bars	Div. B/3.8.3.9. - Water Closet Fixtures	Building Code	3


Facility	Floor ID	Facility Area Name	Element	Assessment Results	Corrective Action Plan	Meets Standard	Priority Level	FADS Reference	OBC/DOPSS Reference	Correction Type	Photo ID
Snider Park Washroom	1	Washroom - Men and Women	Urinals	Floor mounted urinal in Men's Room - no urinal grab bars installed	Install grab bars on each side of the urinal no more than 380 mm from its centre. Install bars in a vertical position. Bars should be at least 300 mm long and the lowest end installed between 600-650 mm from the floor.	Not Compliant	4	4.2.5 - Urinals	Div. B / 3.8.3.10 Urinals	Building Code	4
Snider Park Washroom	1	Washroom - Men and Women	Toilet	Toilet seat: 420 mm high, tank installed for back support.	N/A	OBC/FADS/DOPSS Compliant	Compliant	4.2.2 - Toilets	Div. B/3.8.3.9. - Water Closet Fixtures		3,4




1 Snider Park Washroom entrance




2 SPW - Washroom door



3 SPW - Womens washroom



4 SPW - Mens washroom



5 SPW - Mens washroom sink area

Facility	Floor ID	Facility Area Name	Element	Assessment Results	Corrective Action Plan	Meets Standard	Priority Level	FADS Reference	OBC/DOPSS Reference	Correction Type	Photo ID
St Jacobs Arena		Change Room 2	Accessible Dressing Rooms	Benches along perimeter: 515 mm high	N/A	FADS Compliant	Compliant	4.3.4 - Dressing Rooms	N/A		8
St Jacobs Arena	1	Change Room 2	Accessible Showers	Shower has step: 95 mm high; shower opening: 745 mm wide. Shower is 1965 mm wide x 890 mm deep.	N/A - Accessible shower available in Change Room 6	FADS Compliant	Compliant	4.2.9 - Shower Stalls	N/A		7
St Jacobs Arena	1	Change Room 2	Doors	Door: 900 mm wide. Toilet stall door: 700 mm wide	N/A - Accessible toilet area installed in Change Room 6	OBC Compliant	Compliant	4.1.6 - Doors	Div. B / 3.8.3.3. - Doors and Doorways		5,6
St Jacobs Arena	1	Change Room 6	Toilet Paper Holder	Dispenser is 770 mm high	Reinstall toilet paper dispenser below or in front of the L-shaped grab bar so that it is no lower than 600 mm and no further than 300 mm from the front of the toilet.	Not Compliant	3	4.2.2 - Toilets	Div. B/3.8.3.9. - Water Closet Fixtures	Maintenance	20
St Jacobs Arena	1	Change Room 6	Vanity / Counter / Sink	Sink: 820 mm high; knee space: 700 mm high x 850 mm wide x 300 mm deep. Single lever faucet: 330 mm deep to reach. Soap is on side wall: 1010 mm high. Paper towel on side wall: 1380 mm high	Reinstall paper towel dispenser to no more than 1200 mm from the floor	Not Compliant	3	4.2.3 - Lavatories	Div. B / 3.8.3.11. - Lavatories	Maintenance	21

Facility	Floor ID	Facility Area Name	Element	Assessment Results	Corrective Action Plan	Meets Standard	Priority Level	FADS Reference	OBC/DOPSS Reference	Correction Type	Photo ID
St Jacobs Arena	1	Change Room 6	Grab Bars	No grab bars	Install grab bar behind the toilet. It should be at least 600 mm long and installed between 840-920 mm high. Install L-shaped grab bars directly beside the toilet. They should each be 760 mm long and installed no more than 750 mm high (between 630-690 mm preferred). Install fold-down grab bar on side opposite.	Not Compliant	3	4.2.1 - Toilet Stalls	Div. B/3.8.3.9. - Water Closet Fixtures	Building Code	20
St Jacobs Arena	1	Change Room 6	Individual Washroom Stall	Stall door: 850 mm wide; opens inwards making it impossible to enter and use. Dimensions: 1750 mm wide x 1500 mm deep.	Change of door swing to outwards.	Not Compliant	3	4.2.1 - Toilet Stalls	Div. B / 3.8.3.8 - Water Closet Stalls	Building Code	20

Facility	Floor ID	Facility Area Name	Element	Assessment Results	Corrective Action Plan	Meets Standard	Priority Level	FADS Reference	OBC/DOPSS Reference	Correction Type	Photo ID
St Jacobs Arena	1	Change Room 6	Urinals	Urinal rim: 590 mm high; flush: 1320 mm high; no grab bars installed.	Reinstall urinal so that its rim is not more than 430 mm above the floor or is floor mounted. Install grab bars on each side of the urinal no more than 380 mm from its centre. Install bars in a vertical position. Bars should be at least 300 mm long and the lowest end installed between 600-650 mm from the floor.	Not Compliant	3	4.2.5 - Urinals	Div. B / 3.8.3.10 Urinals	Building Code	19
St Jacobs Arena	1	Change Room 6	Coat Hooks	Benches: 445 mm high. Hooks are collapsible: 1835 mm high	Install at least two collapsible coat hook mounted not more than 1200 mm from the floor immediately adjacent to the accessible bench and projecting not more than 50 mm from the wall.	Not Compliant	4	4.3.4 - Dressing Rooms	N/A	Accessibility	17
St Jacobs Arena	1	Change Room 6	Doors	Door: 840 mm wide; lever handle. No automatic door opener although this is the accessible change room.	Install an automatic door opener. Controls should be 150 mm wide and installed no higher than 1200 mm	Not Compliant	4	4.3.4 - Dressing Rooms	N/A	Accessibility	16
St Jacobs Arena	1	Change Room 6	Accessible Showers	Shower opening: 1550 mm wide. Dimensions: 1550 mm wide x 1400 mm deep.	N/A	FADS Compliant	Compliant	4.2.9 - Shower Stalls	N/A		18

Facility	Floor ID	Facility Area Name	Element	Assessment Results	Corrective Action Plan	Meets Standard	Priority Level	FADS Reference	OBC/DOPSS Reference	Correction Type	Photo ID
St Jacobs Arena	1	Change Room 6	Accessible Showers	Door to shower/washroom area: 900 mm wide.	N/A	OBC/FADS/DOPSS Compliant	Compliant	4.1.6 - Doors	Div. B / 3.8.3.3. - Doors and Doorways		
St Jacobs Arena	1	Change Room 6	Interior Accessible Routes Interior Paths of Travel Interior Paths	Path into change room: 1070 mm wide.	N/A	OBC Compliant	Compliant	4.1.4 - Accessible Routes, Paths and Corridors	Div. B / 3.8.1.3.(4) - Barrier-free path of travel clear space		
St Jacobs Arena	1	Change Room 6	Mirrors	Mirror is 1010 mm high	N/A	OBC/FADS/DOPSS Compliant	Compliant	4.2.3 - Lavatories	Div. B / 3.8.3.11. - Lavatories		21
St Jacobs Arena	1	Change Room 6	Roll in Shower with Seat	Seat: 480 mm high x 370 mm long x 460 mm wide. Horizontal grab bar: 860 mm high x 880 mm long. Controls: 920 mm high; showerhead cord: 1980 mm long. Adjustable vertical bar. Hooks are collapsible and 1700 mm high	Lower two coat hooks to 1200 mm high.	FADS Compliant	Compliant	4.2.9 - Shower Stalls	N/A		18
St Jacobs Arena	1	Change Room 6	Toilet	Toilet seat: 450 mm high; has lid for back support. Clear space beside toilet: 1120 mm wide; in front: 670 mm deep.	N/A	OBC/FADS/DOPSS Compliant	Compliant	4.2.2 - Toilets	Div. B/3.8.3.9. - Water Closet Fixtures		20

Facility	Floor ID	Facility Area Name	Element	Assessment Results	Corrective Action Plan	Meets Standard	Priority Level	FADS Reference	OBC/DOPSS Reference	Correction Type	Photo ID
St Jacobs Arena	1	Entrance	Door - Clear Space	Door: 820 mm wide; Door to Arena: double, no median. Each door is 820 mm wide. Automatic opener installed: 1010 mm high x 150 mm wide. Interior controls: 990 mm high x 150 mm wide.	N/A	OBC Compliant	Compliant	4.1.6 - Doors	Div. B / 3.8.3.3. - Doors and Doorways		1
St Jacobs Arena	1	Parking	Accessible Spaces for Parking	39 total spaces available; 2 accessible spaces installed. Space is 3210 mm wide x 4960 mm long. Space has symbol and Ministry of Transportation compliant signage. There is no signage labelling one space as "van accessible".	Install signage marking one space as "van accessible".	Not Compliant	3	4.3.12 - Parking	O.Reg. 413/12 - 80.34-37 - Accessible Parking	Regulations Compliance	1
St Jacobs Arena	1	Path of Travel	Visual Alarms	Visual alarms are lobby and corridors but not in washrooms or change rooms.	Install visual alarms in washrooms and change rooms.	Not Compliant	2	4.4.4 - Visual Alarms	Div. B / 3.2.4.19.(4); Div. B / 3.2.4.22- Visual Alarms	Life Safety	

Facility	Floor ID	Facility Area Name	Element	Assessment Results	Corrective Action Plan	Meets Standard	Priority Level	FADS Reference	OBC/DOPSS Reference	Correction Type	Photo ID
St Jacobs Arena	1	Path of Travel	Wall Mounted Fixtures	Fire pulls: 1270 mm - 1380 mm high. Fire extinguishers: 1310 mm - 1540 mm high. Defibrillator: 1610 mm high	Lower fire alarm pulls, fire extinguishers and defibrillator to 1200 mm.	Not Compliant	2	4.1.1 - Space and Reach Requirements	Div. B / 3.8.1.5. - Access to controls	Life Safety	
St Jacobs Arena	1	Path of Travel	Door - Clear Space	Arena door: 860 mm wide; automatic opener installed: 870 mm high x 150 mm wide. Door opens for 2 seconds only.	Adjust door opener to ensure it takes no more than 3 sec to open. It should remain open a minimum of 8 sec.	Not Compliant	3	4.1.6 - Doors	Div. B / 3.8.3.3. - Doors and Doorways	Maintenance	
St Jacobs Arena	1	Path of Travel	Accessible Route for Fountains	Drinking fountain - Spout: 1130 mm high; control: 1050 mm high	N/A	OBC/FADS/DOPSS Compliant	Compliant	4.3.1 - Drinking Fountains	Div. B / 3.8.3.16 - Drinking Fountains		9
St Jacobs Arena	1	Viewing Area	Landings on Ramps	Seating area for viewing: 1520 mm wide x 1520 mm long	N/A	FADS Compliant	Compliant	4.1.9 - Ramps	Div. B / 3.8.3.4. - Ramps		14
St Jacobs Arena	1	Viewing Area	Ramps	Ramp is 1130 mm wide	N/A	OBC/FADS/DOPSS Compliant	Compliant	4.1.9 - Ramps	Div. B / 3.8.3.4. - Ramps		14
St Jacobs Arena	1	Viewing Area	Running Slope	Slope: 7.4% - 7.6%	N/A	OBC Compliant	Compliant	4.1.9 - Ramps	Div. B / 3.8.3.4. - Ramps		14
St Jacobs Arena	1	Washroom - Men	Mirrors	Mirror is not angled: 1290 mm high	Reinstall mirror so that bottom edge is no more than 1000 mm high.	Not Compliant	3	4.2.3 - Lavatories	Div. B / 3.8.3.11. - Lavatories	Maintenance	12

Facility	Floor ID	Facility Area Name	Element	Assessment Results	Corrective Action Plan	Meets Standard	Priority Level	FADS Reference	OBC/DOPSS Reference	Correction Type	Photo ID
St Jacobs Arena	1	Washroom - Men	Toilet Paper Holder	Dispenser is above angled grab bar: 1040 mm high	Reinstall toilet paper dispenser below or in front of the L-shaped grab bar so that it is no lower than 600 mm and no further than 300 mm from the front of the toilet.	Not Compliant	3	4.2.2 - Toilets	Div. B/3.8.3.9. - Water Closet Fixtures	Maintenance	11
St Jacobs Arena	1	Washroom - Men	Doors	Door: 845 mm wide; propped open, no automatic door opener	Install an automatic door opener. Controls should be 150 mm wide and installed no higher than 1200 mm	Not Compliant	3	4.1.6 - Doors	Div. B / 3.8.3.3. - Doors and Doorways	Building Code	10
St Jacobs Arena	1	Washroom - Men	Grab Bars	Bar behind toilet: 920 mm high x 460 mm long. Bar is rusty. Angled bar beside toilet; 890 mm high x 600 mm long	Install new grab bar behind the toilet. It should be at least 600 mm long and installed between 840-920 mm high. Install L-shaped grab bars directly beside the toilet. They should each be 760 mm long and installed no more than 750 mm high (between 630-690 mm preferred). Install wall mounted, fold-down grab bar on transfer side of toilet.	Not Compliant	3	4.2.10 - Grab Bars	Div. B/3.8.3.9. - Water Closet Fixtures	Building Code	11

Facility	Floor ID	Facility Area Name	Element	Assessment Results	Corrective Action Plan	Meets Standard	Priority Level	FADS Reference	OBC/DOPSS Reference	Correction Type	Photo ID
St Jacobs Arena	1	Washroom - Men	Individual Washroom Stall	Stall door: 820 mm wide; opens inwards which makes entry impossible. Dimension: 1800 mm wide x 1600 mm long. Clear space beside: 1100 mm wide; in front: 760 mm deep.	Change door swing to outwards	Not Compliant	3	4.2.1 - Toilet Stalls	Div. B / 3.8.3.8 - Water Closet Stalls	Building Code	11
St Jacobs Arena	1	Washroom - Men	Change Table	No change table installed	Install change table according to OBC/FADS requirements.	Not Compliant	4	4.2.6 - Washroom Accessories	Div. B / 3.8.1.5. - Access to controls	Accessibility	
St Jacobs Arena	1	Washroom - Men	Signage	Signage does not have tactile or braille lettering	Install accessible signage that has high contrast, symbols, braille and tactile lettering and a minimum contrast of 70% light reflectance no higher than 1525 mm according to FADS/OBC requirements	Not Compliant	4	4.4.7 - Signage	Div. B / 3.8.3.1. - Accessible Signage	Accessibility	

Facility	Floor ID	Facility Area Name	Element	Assessment Results	Corrective Action Plan	Meets Standard	Priority Level	FADS Reference	OBC/DOPSS Reference	Correction Type	Photo ID
St Jacobs Arena	1	Washroom - Men	Urinals	No lowered urinal available. Rim: 640 mm high. Flush: 1170 mm high. No grab bars at urinal.	Reinstall urinal so that its rim is not more than 430 mm above the floor or is floor mounted. Install grab bars on each side of the urinal no more than 380 mm from its centre. Install bars in a vertical position. Bars should be at least 300 mm long and the lowest end installed between 600-650 mm from the floor.	Not Compliant	4	4.2.5 - Urinals	Div. B / 3.8.3.10 Urinals	Accessibility	13
St Jacobs Arena	1	Washroom - Men	Interior Accessible Routes Interior Paths of Travel Interior Paths	Path into washroom: 890 mm widee	N/A	OBC Compliant	Compliant	4.1.4 - Accessible Routes, Paths and Corridors	Div. B / 3.8.1.3.(4) - Barrier-free path of travel clear space		
St Jacobs Arena	1	Washroom - Men	Toilet	Toilet seat: 430 mm high, has tank for back support.	N/A	OBC/FADS/DOPSS Compliant	Compliant	4.2.2 - Toilets	Div. B/3.8.3.9. - Water Closet Fixtures		11

Facility	Floor ID	Facility Area Name	Element	Assessment Results	Corrective Action Plan	Meets Standard	Priority Level	FADS Reference	OBC/DOPSS Reference	Correction Type	Photo ID
St Jacobs Arena	1	Washroom - Men	Vanity / Counter / Sink	Counter: 830 mm high; knee space: 720 mm high x 300 mm deep. Single lever faucet: 320 mm deep to reach. Soap on back wall: 1190 mm high. Paper towel on side wall: 1230 mm high	N/A	OBC/FADS/DOPSS Compliant	Compliant	4.2.3 - Lavatories	Div. B / 3.8.3.11. - Lavatories		12
St Jacobs Arena	1	Washroom - Women	Mirrors	Mirror is 1240 mm high and is not angled	Reinstall mirror so that bottom edge is no more than 1000 mm high.	Not Compliant	3	4.2.3 - Lavatories	Div. B / 3.8.3.11. - Lavatories	Maintenance	
St Jacobs Arena	1	Washroom - Women	Toilet Paper Holder	Dispenser is above the angled bar at 1010 mm high	Reinstall toilet paper dispenser below or in front of the L-shaped grab bar so that it is no lower than 600 mm and no further than 300 mm from the front of the toilet.	Not Compliant	3	4.2.2 - Toilets	Div. B/3.8.3.9. - Water Closet Fixtures	Maintenance	3
St Jacobs Arena	1	Washroom - Women	Doors	Door: 845 mm wide; propped open, no automatic door opener	Install an automatic door opener. Controls should be 150 mm wide and installed no higher than 1200 mm	Not Compliant	3	4.1.6 - Doors	Div. B / 3.8.3.3. - Doors and Doorways	Building Code	2

Facility	Floor ID	Facility Area Name	Element	Assessment Results	Corrective Action Plan	Meets Standard	Priority Level	FADS Reference	OBC/DOPSS Reference	Correction Type	Photo ID
St Jacobs Arena	1	Washroom - Women	Grab Bars	Bar behind toilet: 910 mm high x 460 mm long. Angled bar beside toilet; 830 mm high x 600 mm long	Install new grab bar behind the toilet. It should be at least 600 mm long and installed between 840-920 mm high. Install L-shaped grab bars directly beside the toilet. They should each be 760 mm long and installed no more than 750 mm high (between 630-690 mm preferred). Install wall mounted, fold-down grab bar on transfer side of toilet.	Not Compliant	3	4.2.2 - Toilets	Div. B/3.8.3.9. - Water Closet Fixtures	Building Code	3
St Jacobs Arena	1	Washroom - Women	Signage	Signage does not have tactile or braille lettering	Install accessible signage that has high contrast, symbols, braille and tactile lettering and a minimum contrast of 70% light reflectance no higher than 1525 mm according to FADS/OBC requirements	Not Compliant	3	4.4.7 - Signage	Div. B / 3.8.3.1. - Accessible Signage	Building Code	2
St Jacobs Arena	1	Washroom - Women	Change Table	No change table installed	Install change table according to OBC/FADS.	Not Compliant	4	4.2.6 - Washroom Accessories	Div. B / 3.8.1.5. - Access to controls	Accessibility	
St Jacobs Arena	1	Washroom - Women	Individual Washroom Stall	Door: 800 mm wide	N/A	OBC Compliant	Compliant	4.2.1 - Toilet Stalls	Div. B / 3.8.3.8 - Water Closet Stalls		

Facility	Floor ID	Facility Area Name	Element	Assessment Results	Corrective Action Plan	Meets Standard	Priority Level	FADS Reference	OBC/DOPSS Reference	Correction Type	Photo ID
St Jacobs Arena	1	Washroom - Women	Interior Accessible Routes Interior Paths of Travel Interior Paths	Path into washroom: 1050 mm - 1210 mm wide	N/A	OBC Compliant	Compliant	4.1.4 - Accessible Routes, Paths and Corridors	Div. B / 3.8.1.3.(4) - Barrier-free path of travel clear space		
St Jacobs Arena	1	Washroom - Women	Toilet	Toilet seat: 410 mm high; tank present for back support. Flush is on transfer side. Clear space beside toilet: 865 mm wide; in front: 1050 mm deep.	N/A	OBC/FADS/DOPSS Compliant	Compliant	4.2.2 - Toilets	Div. B/3.8.3.9. - Water Closet Fixtures		3
St Jacobs Arena	1	Washroom - Women	Vanity / Counter / Sink	Two sinks - Counter: 830 mm high; knee space: 720 mm high x 300 mm deep. Single lever faucet: 320 mm deep to reach. Soap on back wall: 1190 mm high. Paper towel on side wall: 1250 mm high	N/A	OBC/FADS/DOPSS Compliant	Compliant	4.2.3 - Lavatories	Div. B / 3.8.3.11. - Lavatories		4

The Herrington Group


St. Jacobs Arena



1 St Jacobs Arena - accessible parking and entrance



2 SJA - Womens washroom signage




3 SJA - Womens washroom toilet stall



4 SJA Womens washroom - sink area



5 SJA - Change room 2 signage



6 SJA - Change room 2 - toilet stall



7 SJA - Change room 2 - shower area



8 SJA - Change room 2 benches



9 SJA Path of travel accessories




10 SJA Mens washroom signage



11 SJA Mens Washroom toilet area




12 SJA Mens washroom sink area



13 SJA Mens washroom urinal area



14 SJA Accessible viewing area



15 SJA Path of travel - visual alarms in corridors only




16 SJA - Change Room 6 signage




17 SJA Change room 6 - benches




18 SJA Change room 6 - accessible shower



19 SJA Change room 6 - urinal



20 SJA - Change room 6 toilet stall



21 SJA Change room 6 sink area

Facility	Floor ID	Facility Area Name	Element	Assessment Results	Corrective Action Plan	Meets Standard	Priority Level	FADS Reference	OBC/DOPSS Reference	Correction Type	Photo ID
St Jacobs Fire Station	1	Entrance	Door - Clear Space	Slope at entrance walkway: 3.3%. Door: 830 mm wide. Lip at door: 50 mm high. Automatic opener installed: 920 mm - 950 mm high x 100 mm wide.	Bevel lip at entrance so that it is not higher than 20 mm high.	Not Compliant	3	4.1.6 - Doors	Div. B / 3.8.3.3. - Doors and Doorways	Maintenance	1
St Jacobs Fire Station	1	Parking	Accessible Spaces for Parking	No accessible parking available.	Install one Type A "van accessible" parking space of 3400 mm wide with access aisle and MTO compliant posted sign	Not Compliant	3	4.3.12 - Parking	O.Reg. 413/12 - 80.34-37 - Accessible Parking	Regulations Compliance	
St Jacobs Fire Station	1	Training Room	Door - Clear Space	Door: 840 mm wide; lever door handle. Door to washroom corridor: 840 mm wide.	N/A	OBC/FADS/DOPSS Compliant	Compliant	4.1.6 - Doors	Div. B / 3.8.3.3. - Doors and Doorways		2
St Jacobs Fire Station	1	Training Room	Storage Shelving	Table: 735 mm high; knee space: 720 mm high	N/A	FADS Compliant	Compliant	4.3.7 - Tables, Counters and Work Surfaces	N/A		2

Facility	Floor ID	Facility Area Name	Element	Assessment Results	Corrective Action Plan	Meets Standard	Priority Level	FADS Reference	OBC/DOPSS Reference	Correction Type	Photo ID
St Jacobs Fire Station	1	Washroom and Locker Room - Men and Women	Grab Bars	Lshaped bar installed beside toilet - Horizontal: 630 mm high x 740 mm long. Vertical: 1080 mm high x 740 mm long. Bar behind toilet - Horizontal: 875 mm high x 600 mm long. No fold down bar on transfer side.	Install wall mounted, fold down bar on transfer side of toilet.	Not Compliant	4	4.2.10 - Grab Bars	Div. B/3.8.3.9. - Water Closet Fixtures	Building Code	3,6
St Jacobs Fire Station	1	Washroom and Locker Room - Men and Women	Urinals	Men's - Urinal rim: 600 mm high, no grab bars installed.	Reinstall urinal so that its rim is not more than 430 mm above the floor or is floor mounted. Install grab bars on each side of the urinal no more than 380 mm from its centre. Install bars in a vertical position. Bars should be at least 300 mm long and the lowest end installed between 600-650 mm from the floor.	Not Compliant	4	4.2.5 - Urinals	Div. B / 3.8.3.10 Urinals	Building Code	8

Facility	Floor ID	Facility Area Name	Element	Assessment Results	Corrective Action Plan	Meets Standard	Priority Level	FADS Reference	OBC/DOPSS Reference	Correction Type	Photo ID
St Jacobs Fire Station	1	Washroom and Locker Room - Men and Women	Doors	Door to locker room: 840 mm wide. No signage on door to indicate entrance to locker room.	Install accessible signage that has high contrast, symbols, braille and tactile lettering and a minimum contrast of 70% light reflectance no higher than 1525 mm according to FADS/OBC requirements	Not Compliant	4	4.1.6 - Doors	Div. B / 3.8.3.3. - Doors and Doorways	Accessibility	10,11
St Jacobs Fire Station	1	Washroom and Locker Room - Men and Women	Vanity / Counter / Sink	Sink: 845 mm high; knee space: 740 mm high x 260 mm deep x 1050 mm wide. Short levers installed on sink; reach to use: 460 mm deep. Soap: 1075 mm high; Paper towel: 1340 mm high. Garbage is wall mounted: 840 mm high.	Install long lever faucet handles with tactile lettering (H&C) or install automatic faucets. Reinstall paper towel dispenser to 1200 mm high.	Not Compliant	4	4.2.3 - Lavatories	Div. B / 3.8.3.11. - Lavatories	Accessibility	4,7
St Jacobs Fire Station	1	Washroom and Locker Room - Men and Women	Individual Washroom Stall	Stall door: 770 mm wide	Widen stall door to 860 mm.	Not Compliant	4	4.2.1 - Toilet Stalls	Div. B / 3.8.3.8 - Water Closet Stalls	Building Code	3.6
St Jacobs Fire Station	1	Washroom and Locker Room - Men and Women	Accessible Showers	No seat or grab bars but meets the needs of fire fighters	N/A -	N/A	Compliant	4.2.9 - Shower Stalls	N/A		9

Facility	Floor ID	Facility Area Name	Element	Assessment Results	Corrective Action Plan	Meets Standard	Priority Level	FADS Reference	OBC/DOPSS Reference	Correction Type	Photo ID
St Jacobs Fire Station	1	Washroom and Locker Room - Men and Women	Coat Hooks	Hook on partition: 1240 mm high, protrudes 30 mm deep	N/A	OBC/FADS/DOPSS Compliant	Compliant	4.2.1 - Toilet Stalls	Div. B / 3.8.3.8 - Water Closet Stalls		
St Jacobs Fire Station	1	Washroom and Locker Room - Men and Women	Doors	Door: 840 mm wide.	N/A	OBC/FADS/DOPSS Compliant	Compliant	4.1.6 - Doors	Div. B / 3.8.3.3. - Doors and Doorways		
St Jacobs Fire Station	1	Washroom and Locker Room - Men and Women	Individual Washroom Stall	Stall: 1530 mm wide x 1480 mm wide	N/A	OBC/FADS/DOPSS Compliant	Compliant	4.2.1 - Toilet Stalls	Div. B / 3.8.3.8 - Water Closet Stalls		3,6
St Jacobs Fire Station	1	Washroom and Locker Room - Men and Women	Interior Accessible Routes Interior Paths of Travel Interior Paths	Path to shower: 1120 mm wide	N/A	OBC/FADS/DOPSS Compliant	Compliant	4.1.4 - Accessible Routes, Paths and Corridors	Div. B / 3.8.1.3.(4) - Barrier-free path of travel clear space		5,10
St Jacobs Fire Station	1	Washroom and Locker Room - Men and Women	Mirrors	Mirror: 965 mm high	N/A	OBC/FADS/DOPSS Compliant	Compliant	4.2.3 - Lavatories	Div. B / 3.8.3.11. - Lavatories		4,7

Facility	Floor ID	Facility Area Name	Element	Assessment Results	Corrective Action Plan	Meets Standard	Priority Level	FADS Reference	OBC/DOPSS Reference	Correction Type	Photo ID
St Jacobs Fire Station	1	Washroom and Locker Room - Men and Women	Toilet	Toilet seat: 420 mm high, tank installed for back support. Flush on transfer side of toilet. Clear space beside toilet: 855 mm wide; in front: 800 mm deep.	N/A	OBC/FADS/DOPSS Compliant	Compliant	4.2.2 - Toilets	Div. B/3.8.3.9. - Water Closet Fixtures		3,6
St Jacobs Fire Station	1	Washroom and Locker Room - Men and Women	Toilet Paper Holder	Dispenser in front of toilet: 600 mm high	N/A	OBC/FADS/DOPSS Compliant	Compliant	4.2.2 - Toilets	Div. B/3.8.3.9. - Water Closet Fixtures		3,6

The Herrington Group


St. Jacobs Fire Station



1 St Jacobs Fire Station - Entrance



2 STJFS - Training room




3 STJFS - Womens washroom toilet area



4 STJFS - Womens washroom sink area




5 SJFS - Womens locker room




6 SJFS - Mens washroom toilet area



7 SJFS - Mens washroom sink area



8 SJFS - Mens washroom urinals



9 SJFS - Mens locker room shower area



10 SJFS - Mens locker room



11 SJFS - Door to Mens Locker room no signage

Facility	Floor ID	Facility Area Name	Element	Assessment Results	Corrective Action Plan	Meets Standard	Priority Level	FADS Reference	OBC/DOPSS Reference	Correction Type	Photo ID
St Jacobs Library	1	1st Floor - Library	Wall Mounted Fixtures	Fire extinguisher: 1800 mm high	Lower extinguisher to 1200 mm.	Not Compliant	4	4.1.1 - Space and Reach Requirements	Div. B / 3.8.1.5. - Access to controls	Maintenance	
St Jacobs Library	1	1st Floor - Library	Door - Clear Space	Door to library from stairs: 990 mm wide	N/A	OBC/FADS/DOPSS Compliant	Compliant	4.1.6 - Doors	Div. B / 3.8.3.3. - Doors and Doorways		
St Jacobs Library	1	1st Floor - Library	Interior Accessible Routes Interior Paths of Travel Interior Paths	Paths: 980 mm - 1400 mm wide; adjustable as needed.	N/A	OBC/FADS/DOPSS Compliant	Compliant	4.1.4 - Accessible Routes, Paths and Corridors	Div. B / 3.8.1.3.(4) - Barrier-free path of travel clear space		2
St Jacobs Library	1	1st Floor - Library	Service Counter	Circulation desk: 745 mm high; side approach only.	N/A	OBC/FADS/DOPSS Compliant	Compliant	4.3.8 - Information, Reception and Service Counters	O.Reg. 413/12 - 80.40 -43 - Obtaining Services - Counters and Queuing Areas		4
St Jacobs Library	1	1st Floor - Stair	Stairs	Riser is 150 mm high; tread is 300 mm deep. No wheelchair access to 1st or Basement Floors.	Install LULA lift to facilitate access to 1st and basement floors.	Not Compliant	4	4.1.14 - Elevators	N/A	Accessibility	3
St Jacobs Library	1	1st Floor - Stair	Handrails	Railings installed on both sides of stair: 860 mm high x 55 mm wide	N/A	FADS Compliant	Compliant	4.1.11 - Stairs	N/A		3

Facility	Floor ID	Facility Area Name	Element	Assessment Results	Corrective Action Plan	Meets Standard	Priority Level	FADS Reference	OBC/DOPSS Reference	Correction Type	Photo ID
St Jacobs Library	1	1st Floor - Stair	Nosings	Nosing protrudes 40 mm; contrasting strip as warning installed on nosings	N/A	FADS Compliant	Compliant	4.1.11 - Stairs	N/A		3
St Jacobs Library	0	Basement - Library	Door - Clear Space	Door to basement library: 745 mm wide; knob handle.	Widen doors to 950 mm. If technically infeasible, an acceptable minimum width is 860 mm. Install a lever door handle.	Not Compliant	4	4.1.6 - Doors	Div. B / 3.8.3.3. - Doors and Doorways	Accessibility	
St Jacobs Library	0	Basement - Library	Interior Accessible Routes Interior Paths of Travel Interior Paths	Room is open and can be configured as needed	See recommendation to install LULA lift to facilitate access to basement level.	Not Compliant	4	4.1.4 - Accessible Routes, Paths and Corridors	Div. B / 3.8.1.3.(4) - Barrier-free path of travel clear space	Accessibility	5,14
St Jacobs Library	0	Basement - Library	Wall Mounted Fixtures	Fire extinguisher: 1850 mm high	Lower extinguisher to 1200 mm.	Not Compliant	4	4.1.1 - Space and Reach Requirements	Div. B / 3.8.1.5. - Access to controls	Maintenance	
St Jacobs Library	0	Basement - Stair	Handrails	Bannister on both sides of stairs: 815 mm high x 65 mm wide.	N/A	OBC/FADS/DOPSS Compliant	Compliant	4.1.11 - Stairs	N/A		6
St Jacobs Library	0	Basement - Stair	Nosings	Nosing protrudes 40 mm deep. Contrasting tread at nosing	N/A	FADS Compliant	Compliant	4.1.11 - Stairs	N/A		6
St Jacobs Library	0	Basement - Stair	Stairs	Riser: 180 mm high; tread: 285 mm deep.	N/A	FADS Compliant	Compliant	4.1.11 - Stairs	N/A		6

Facility	Floor ID	Facility Area Name	Element	Assessment Results	Corrective Action Plan	Meets Standard	Priority Level	FADS Reference	OBC/DOPSS Reference	Correction Type	Photo ID
St Jacobs Library	0	Basement - Washrooms (Staff and Public)	Call Systems	No emergency call system.	Retrofit to create a universal toilet room with all related features according to FADS/OBC.	Not Compliant	4	4.2.7 - Universal Washrooms	Div. B / 3.8.3.12.(1) to (6) - Universal Toilet Rooms	Accessibility	7-13
St Jacobs Library	0	Basement - Washrooms (Staff and Public)	Change Table	No change table in public washrooms	See recommendation to retrofit washroom	Not Compliant	4	4.2.7 - Universal Washrooms	Div. B / 3.8.3.12.(1) to (6) - Universal Toilet Rooms	Accessibility	7-10
St Jacobs Library	0	Basement - Washrooms (Staff and Public)	Doors	Doors: 710 mm wide; knob handles. Lip at Staff washroom is 80 mm high.	See recommendation to retrofit washroom	Not Compliant	4	4.1.6 - Doors	Div. B / 3.8.3.3. - Doors and Doorways	Accessibility	7-13
St Jacobs Library	0	Basement - Washrooms (Staff and Public)	Grab Bars	No grab bars installed	See recommendation to retrofit washroom	Not Compliant	4	4.2.7 - Universal Washrooms	Div. B / 3.8.3.12.(1) to (6) - Universal Toilet Rooms	Accessibility	7-13
St Jacobs Library	0	Basement - Washrooms (Staff and Public)	Path of Travel	Washrooms are: 1850 mm wide x 1450 mm deep	See recommendation to retrofit washroom	Not Compliant	4	4.2.7 - Universal Washrooms	Div. B / 3.8.3.12.(1) to (6) - Universal Toilet Rooms	Accessibility	7-13
St Jacobs Library	1	Entrance	Handrails	Steps to entrance have no railing	Install handrails on both sides of steps between 865-920 mm high.	Not Compliant	4	4.1.11 - Stairs	O.Reg. 413/12 - 80.25 - Exterior Paths of Travel - Stairs	Accessibility	1

Facility	Floor ID	Facility Area Name	Element	Assessment Results	Corrective Action Plan	Meets Standard	Priority Level	FADS Reference	OBC/DOPSS Reference	Correction Type	Photo ID
St Jacobs Library	1	Entrance	Door - Clear Space	Door: 940 mm wide; step at door: 140 mm high. Only steps to entrance.	Install ramp that has a slope of no more than 1:20 (preferred; 1:15 minimum. Install detectable warning surface at top and bottom of ramp. Ensure surface is at least 900 mm wide and 300 mm deep. It should contrast from surrounding area. Install an automatic door opener. Controls should be 150 mm wide and installed no higher than 1200 mm	Not Compliant	4	4.1.5 - Entrances	Div. B / 3.8.1.2.(1) - Public Entrances	Building Code	1
St Jacobs Library	1	Entrance	Stairs	Stair riser: 150 mm high; tread: 285 mm deep.	N/A	OBC/FADS/DOPSS Compliant	Compliant	4.1.11 - Stairs	O.Reg. 413/12 - 80.25 - Exterior Paths of Travel - Stairs		1
St Jacobs Library	1	Parking	Accessible Spaces for Parking	No accessible on street parking	Install one Type A "van accessible" parking space of 3400 mm wide with access aisle and MTO compliant posted sign	Not Compliant	4	4.3.12 - Parking	O.Reg. 413/12 - 80.39 - On-Street Parking	Accessibility	

The Herrington Group

St. Jacobs Library



1 St Jacobs Library - entrance




2 SJL - Main floor path of travel




3 SJL - Stairs to main level



4 SJL - Circulation Desk



5 SJL lower area



6 SJL - stairs to lower level



7 SJL - lower level washroom door - no accessible signage



8 SJL - lower level washroom toilet and sink



9 SJL - lower level washroom accessories



10 SJL - lower level washroom change table



11 SJL Lower level - staff washroom



12 SJL Lower level staff washroom toilet area



13 SJL Lower level staff washroom sink area



14 SJL lower area 2

Facility	Floor ID	Facility Area Name	Element	Assessment Results	Corrective Action Plan	Meets Standard	Priority Level	FADS Reference	OBC/DOPSS Reference	Correction Type	Photo ID
St Jacobs Lions Hall	2	2nd Floor - Hall	Counters	Serving counter: 810 mm high; knee space: 780 mm high x 230 mm deep.	N/A	OBC/FADS/DOPSS Compliant	Compliant	4.3.8 - Information, Reception and Service Counters	O.Reg. 413/12 - 80.40 -43 - Obtaining Services - Counters and Queuing Areas		
St Jacobs Lions Hall	2	2nd Floor - Hall	Visual Alarms	Visual alarm installed in hall.	N/A	OBC/FADS/DOPSS Compliant	Compliant	4.4.4 - Visual Alarms	Div. B / 3.2.4.19.(4); Div. B / 3.2.4.22- Visual Alarms		6
St Jacobs Lions Hall	1	2nd Floor - Kitchen	Sink	Sink has knob faucets installed. Reach to use: 520 mm deep.	Install long lever faucet handles with tactile lettering (H&C) or install automatic faucets	Not Compliant	4	4.1.1 - Space and Reach Requirements	Div. B / 3.8.1.5. - Access to controls	Accessibility	4
St Jacobs Lions Hall	2	2nd Floor - Kitchen	Appliance Controls and Outlets	Stove has back mounted controls. Microwave: 990 mm high.	Install stove with front mounted controls.	Not Compliant	4	4.1.1 - Space and Reach Requirements	Div. B / 3.8.1.5. - Access to controls	Accessibility	4
St Jacobs Lions Hall	2	2nd Floor - Kitchen	Counters	Bar counter: 950 mm high x 600 mm deep.	N/A	OBC Compliant	Compliant	4.3.7 - Tables, Counters and Work Surfaces	O.Reg. 413/12 - 80.40 -43 - Obtaining Services - Counters and Queuing Areas		5
St Jacobs Lions Hall	2	2nd Floor - Washroom - Universal	Visual Alarms	No visual alarm in washroom	Install visual alarm	Not Compliant	2	4.4.4 - Visual Alarms	Div. B / 3.2.4.19.(4); Div. B / 3.2.4.22- Visual Alarms	Life Safety	

Facility	Floor ID	Facility Area Name	Element	Assessment Results	Corrective Action Plan	Meets Standard	Priority Level	FADS Reference	OBC/DOPSS Reference	Correction Type	Photo ID
St Jacobs Lions Hall	2	2nd Floor - Washroom - Universal	Grab Bars	Lshaped grab bar beside toilet: Vertical bar: 1230 mm high x 880 mm long. Horizontal bar: 780 mm high x 880 mm long. No bar behind toilet. No fold down bar on transfer side.	Install grab bar behind the toilet. It should be at least 600 mm long and installed between 840-920 mm high. Install wall mounted, fold down bar on transfer side of toilet.	Not Compliant	3	4.2.10 - Grab Bars	Div. B/3.8.3.9. - Water Closet Fixtures	Building Code	7
St Jacobs Lions Hall	2	2nd Floor - Washroom - Universal	Signage	No signage to indicate washroom	Install accessible signage that has high contrast, symbols, braille and tactile lettering and a minimum contrast of 70% light reflectance no higher than 1525 mm according to FADS/OBC requirements	Not Compliant	3	4.4.7 - Signage	Div. B / 3.8.3.1. - Accessible Signage	Building Code	10
St Jacobs Lions Hall	2	2nd Floor - Washroom - Universal	Toilet Paper Holder	Toilet paper dispenser installed under the emergency control beside toilet.	Reinstall toilet paper dispenser below or in front of the L-shaped grab bar so that it is no lower than 600 mm and no further than 300 mm from the front of the toilet.	Not Compliant	3	4.2.2 - Toilets	Div. B/3.8.3.9. - Water Closet Fixtures	Building Code	7
St Jacobs Lions Hall	2	2nd Floor - Washroom - Universal	Call Systems	Emergency call system control: 910 mm high	N/A	OBC/FADS/DOPSS Compliant	Compliant	4.2.7 - Universal Washrooms	Div. B / 3.8.3.12.(1) to (6) - Universal Toilet Rooms		7

Facility	Floor ID	Facility Area Name	Element	Assessment Results	Corrective Action Plan	Meets Standard	Priority Level	FADS Reference	OBC/DOPSS Reference	Correction Type	Photo ID
St Jacobs Lions Hall	2	2nd Floor - Washroom - Universal	Change Table	Change table: Control - 1180 mm high; Surface - 840 mm high	N/A	OBC/FADS/DOPSS Compliant	Compliant	4.1.1 - Space and Reach Requirements	Div. B / 3.8.1.5. - Access to controls		8
St Jacobs Lions Hall	2	2nd Floor - Washroom - Universal	Doors	Door: 890 mm wide. Automatic opener installed: 920 mm high x 150 mm wide. Interior control and locking mechanism: 960 mm high x 150 mm wide.	N/A	OBC/FADS/DOPSS Compliant	Compliant	4.1.6 - Doors	Div. B / 3.8.3.3. - Doors and Doorways		10
St Jacobs Lions Hall	2	2nd Floor - Washroom - Universal	Fixtures	Shelf: 1020 mm high x 175 mm deep x 280 mm wide.	N/A	OBC/FADS/DOPSS Compliant	Compliant	4.1.1 - Space and Reach Requirements	Div. B / 3.8.1.5. - Access to controls		9
St Jacobs Lions Hall	2	2nd Floor - Washroom - Universal	Mirrors	Mirror is 890 mm high	N/A	OBC/FADS/DOPSS Compliant	Compliant	4.2.3 - Lavatories	Div. B / 3.8.3.11. - Lavatories		9
St Jacobs Lions Hall	2	2nd Floor - Washroom - Universal	Path of Travel	Dimensions: 2510 mm wide x 2840 mm long.	N/A	OBC/FADS/DOPSS Compliant	Compliant	4.2.7 - Universal Washrooms	Div. B / 3.8.3.12.(1) to (6) - Universal Toilet Rooms		
St Jacobs Lions Hall	2	2nd Floor - Washroom - Universal	Toilet	Toilet seat: 440 mm high; tank installed for back support. Flush is on the transfer side.	N/A	OBC/FADS/DOPSS Compliant	Compliant	4.2.2 - Toilets	Div. B/3.8.3.9. - Water Closet Fixtures		7

Facility	Floor ID	Facility Area Name	Element	Assessment Results	Corrective Action Plan	Meets Standard	Priority Level	FADS Reference	OBC/DOPSS Reference	Correction Type	Photo ID
St Jacobs Lions Hall	2	2nd Floor - Washroom - Universal	Vanity / Counter / Sink	Sink: 870 mm high; knee space: 790 mm high x 320 mm deep x 550 mm wide. Single lever faucet installed; reach to use: 350 mm deep. Soap on back wall: 1260 mm high. Paper towel: 1030 mm high. Dryer is automatic: 1140 mm high	N/A	OBC/FADS/DOPSS Compliant	Compliant	4.2.3 - Lavatories	Div. B / 3.8.3.11. - Lavatories		9
St Jacobs Lions Hall	1	Entrance	Entrance	Door: 850 mm wide; automatic opener installed. Controls: 940 mm high x 100 mm wide.	N/A	OBC/FADS/DOPSS Compliant	Compliant	4.1.6 - Doors	Div. B / 3.8.3.3. - Doors and Doorways		3

Facility	Floor ID	Facility Area Name	Element	Assessment Results	Corrective Action Plan	Meets Standard	Priority Level	FADS Reference	OBC/DOPSS Reference	Correction Type	Photo ID
St Jacobs Lions Hall	1	Parking	Accessible Spaces for Parking	Two accessible spaces available; 61 total spaces. Space 1 is car sized: 2400 mm wide x 5010 mm long. Space 2 is van sized: 4610 mm wide x 5010 mm long. No access aisles.	Paint access aisles at least 2000 mm wide beside each space. If technically infeasible, access aisle may be reduced to 1500 mm. Access aisles may be shared by two parking spaces. Must extend the full length of the parking space. Install an additional Type A "van accessible" parking space of 3400 mm wide with access aisle and MTO compliant posted sign.	Not Compliant	3	4.3.12 - Parking	O.Reg. 413/12 - 80.34-37 - Accessible Parking	Regulations Compliance	1,2
St Jacobs Lions Hall	1	Parking	Signage For Parking	Ministry of Transportation compliant signage installed. No signage indicated van accessible space.	Install signage indicating "van accessible" space in larger spaces.	Not Compliant	3	4.3.12 - Parking	O.Reg. 413/12 - 80.34-37 - Accessible Parking	Regulations Compliance	1,2
St Jacobs Lions Hall	2	Path of Travel	Visual Alarms	No visual alarm in hall	Install visual alarm in hall	Not Compliant	2	4.4.4 - Visual Alarms	Div. B / 3.2.4.19.(4); Div. B / 3.2.4.22- Visual Alarms	Life Safety	

Facility	Floor ID	Facility Area Name	Element	Assessment Results	Corrective Action Plan	Meets Standard	Priority Level	FADS Reference	OBC/DOPSS Reference	Correction Type	Photo ID
St Jacobs Lions Hall	2	Path of Travel	Wall Mounted Fixtures	Fire pulls: 1210 mm - 1220 mm high. Fire extinguishers: 1090 mm - 1530 mm high	Lower fire extinguishers to 1200 mm.	Not Compliant	2	4.1.1 - Space and Reach Requirements	Div. B / 3.8.1.5. - Access to controls	Maintenance	
St Jacobs Lions Hall	1	Stair	Nosings	Nosing protrudes 20 mm deep. No contrast at nosing	Install a colour contrasting, slip resistant strip at nosings.	Not Compliant	3	4.1.11 - Stairs	N/A	Maintenance	11
St Jacobs Lions Hall	1	Stair	Handrails	Railings on both sides of stair: 960 mm high x 35 mm wide	N/A	FADS Compliant	Compliant	4.1.11 - Stairs	N/A		11
St Jacobs Lions Hall	1	Stair	Stairs	Riser: 170 mm high; Tread: 280 mm deep.	N/A	FADS Compliant	Compliant	4.1.11 - Stairs	N/A		11

The Herrington Group

St. Jacobs Lions Hall



1 STJLH-
Accessible parking
1



2 STJLH
Accessible parking
2



3 STJLH -
Entrance




4 STJLH Kitchen
serving counter



5 STJLH Bar
Serving counter




6 STJLH Visual
fire alarm



7 STJLH
Washroom toilet
area




8 STJLH
Washroom
accessories



9 STJLH
Washroom sink
area



10 STJLH
Washroom door



11 STJLH Stairs

Facility	Floor ID	Facility Area Name	Element	Assessment Results	Corrective Action Plan	Meets Standard	Priority Level	FADS Reference	OBC/DOPSS Reference	Correction Type	Photo ID
St. Jacob Warehouse	1	Entrance	Door - Clear Space	Door: 780 mm wide; at top of stairs. Stairs are 190 mm high x 280 mm high. Step at door: 160 mm high.	Install exterior ramp of 1100 mm with running slope of no more than 1:15 (1:25 preferred). Install handrails on both sides between 865-920 mm high and extensions at top and bottom of 300 mm. Warning surface according to DOPSS/ISO. Widen doors to 950 mm. If technically infeasible, an acceptable minimum width is 860 mm. Non-public doors may be 860 mm wide.	Not Compliant	4	4.1.11 - Stairs	O.Reg. 413/12 - 80.25 - Exterior Paths of Travel - Stairs	Accessibility	1
St. Jacob Warehouse	1	Parking	Accessible Spaces for Parking	No accessible parking in lot	Install one Type A "van accessible" parking space of 3400 mm wide with access aisle and MTO compliant posted sign near warehouse entrance.	Not Compliant	3	4.3.12 - Parking	O.Reg. 413/12 - 80.34-37 - Accessible Parking	Accessibility	
St. Jacob Warehouse	1	Path of Travel	Wall Mounted Fixtures	First aid kit: 1550 mm high.	Lower first aid kit to 1200 mm.	Not Compliant	2	4.1.1 - Space and Reach Requirements	Div. B / 3.8.1.5. - Access to controls	Maintenance	11
St. Jacob Warehouse	1	Washroom - Men	Call Systems	No emergency call system installed	Install emergency call button with controls between 400-600 mm high. Ensure emergency call is wired to staffed area.	Not Compliant	2	4.2.7 - Universal Washrooms	Div. B / 3.8.3.12.(1) to (6) - Universal Toilet Rooms	Accessibility	

Facility	Floor ID	Facility Area Name	Element	Assessment Results	Corrective Action Plan	Meets Standard	Priority Level	FADS Reference	OBC/DOPSS Reference	Correction Type	Photo ID
St. Jacob Warehouse	1	Washroom - Men	Doors	Door: 700 mm wide; knob handle. No automatic door opener installed.	Widen doors to 950 mm. If technically infeasible, an acceptable minimum width is 860 mm. Non-public doors may be 860 mm wide. Install a lever handle. Install an automatic door opener. Controls should be 150 mm wide and installed no higher than 1200 mm.	Not Compliant	4	4.1.6 - Doors	Div. B / 3.8.3.3. - Doors and Doorways	Accessibility	5
St. Jacob Warehouse	1	Washroom - Men	Grab Bars	No grab bars installed	Install grab bar behind the toilet. It should be at least 600 mm long and installed between 840-920 mm high. Install L-shaped grab bars directly beside the toilet. They should each be 760 mm long and installed no more than 750 mm high (between 630-690 mm preferred). Install wall mounted, fold-down grab bar on transfer side of toilet.	Not Compliant	4	4.2.10 - Grab Bars	Div. B/3.8.3.9. - Water Closet Fixtures	Accessibility	7
St. Jacob Warehouse	1	Washroom - Men	Mirrors	Mirror is 1370 mm high and is not angled.	Reinstall mirror so that bottom edge is no more than 1000 mm high and is angled.	Not Compliant	4	4.2.3 - Lavatories	Div. B / 3.8.3.11. - Lavatories	Accessibility	10

Facility	Floor ID	Facility Area Name	Element	Assessment Results	Corrective Action Plan	Meets Standard	Priority Level	FADS Reference	OBC/DOPSS Reference	Correction Type	Photo ID
St. Jacob Warehouse	1	Washroom - Men	Path of Travel	Dimensions: 1480 mm deep x 1780 mm wide	Retrofit to create a universal toilet room with all related features according to FADS/OBC	Not Compliant	4	4.2.7 - Universal Washrooms	Div. B / 3.8.3.12.(1) to (6) - Universal Toilet Rooms	Accessibility	
St. Jacob Warehouse	1	Washroom - Men	Signage	No accessible signage	Install accessible signage that has high contrast, symbols, braille and tactile lettering and a minimum contrast of 70% light reflectance no higher than 1525 mm according to FADS/OBC requirements	Not Compliant	4	4.2.9 - Shower Stalls	Div. B / 3.8.3.1. - Accessible Signage	Accessibility	
St. Jacob Warehouse	1	Washroom - Men	Toilet	Toilet seat: 400 mm high. Tank available for back support. No clear space to transfer on side of toilet; in front: 820 mm deep.	See recommendation to retrofit washroom	Not Compliant	4	4.2.2 - Toilets	Div. B/3.8.3.9. - Water Closet Fixtures	Accessibility	6,7
St. Jacob Warehouse	1	Washroom - Men	Toilet Paper Holder	Toilet paper dispenser: 930 mm high	Reinstall toilet paper dispenser below or in front of the L-shaped grab bar so that it is no lower than 600 mm and no further than 300 mm from the front of the toilet.	Not Compliant	4	4.2.2 - Toilets	Div. B/3.8.3.9. - Water Closet Fixtures	Accessibility	6

Facility	Floor ID	Facility Area Name	Element	Assessment Results	Corrective Action Plan	Meets Standard	Priority Level	FADS Reference	OBC/DOPSS Reference	Correction Type	Photo ID
St. Jacob Warehouse	1	Washroom - Men	Vanity / Counter / Sink	Sink: 850 mm high; knee space: 790 mm high x 230 mm deep. Single lever faucet installed: 220 mm deep. Soap: 1250 mm high; Paper towel: 1360 mm high	Reinstall soap and paper towel dispenser so reach to use is not more than 400 mm deep. Maintain at heights no more than 1200 mm from the floor	Not Compliant	4	4.2.3 - Lavatories	Div. B / 3.8.3.11. - Lavatories	Accessibility	6
St. Jacob Warehouse	1	Washroom - Men	Accessible Route for Doors	Path to washroom: 1060 mm wide	N/A	OBC Compliant	Compliant	4.1.4 - Accessible Routes, Paths and Corridors	Div. B / 3.8.1.3.(4) - Barrier-free path of travel clear space		
St. Jacob Warehouse		Washroom - Women	Signage	No accessible signage	Install accessible signage that has high contrast, symbols, braille and tactile lettering and a minimum contrast of 70% light reflectance no higher than 1525 mm according to FADS/OBC requirements	Not Compliant	4	4.4.7 - Signage	Div. B / 3.8.3.1. - Accessible Signage	Accessibility	
St. Jacob Warehouse	1	Washroom - Women	Call Systems	No emergency call system.	Install emergency call button with controls between 400-600 mm high. Ensure emergency call is wired to staffed area.	Not Compliant	4	4.2.7 - Universal Washrooms	Div. B / 3.8.3.12.(1) to (6) - Universal Toilet Rooms	Accessibility	3

Facility	Floor ID	Facility Area Name	Element	Assessment Results	Corrective Action Plan	Meets Standard	Priority Level	FADS Reference	OBC/DOPSS Reference	Correction Type	Photo ID
St. Jacob Warehouse	1	Washroom - Women	Doors	Door is 700 mm wide; knob handle. No automatic door opener. Hook: 195 mm high	Widen doors to 950 mm. If technically infeasible, an acceptable minimum width is 860 mm. Non-public doors may be 860 mm wide. Install a lever handle. Install an automatic door opener. Controls should be 150 mm wide and installed no higher than 1200 mm. Lower hook to 1200 mm high.	Not Compliant	4	4.1.6 - Doors	Div. B / 3.8.3.3. - Doors and Doorways	Accessibility	2
St. Jacob Warehouse	1	Washroom - Women	Grab Bars	No grab bars installed.	Install grab bar behind the toilet. It should be at least 600 mm long and installed between 840-920 mm high. Install L-shaped grab bars directly beside the toilet. They should each be 760 mm long and installed no more than 750 mm high (between 630-690 mm preferred). Install wall mounted, fold-down grab bar on transfer side of toilet.	Not Compliant	4	4.2.10 - Grab Bars	Div. B/3.8.3.9. - Water Closet Fixtures	Accessibility	3
St. Jacob Warehouse	1	Washroom - Women	Mirrors	Mirror: 1380 mm high; not angled.	Reinstall mirror so that bottom edge is no more than 1000 mm high. Ensure it is angled.	Not Compliant	4	4.2.3 - Lavatories	Div. B / 3.8.3.11. - Lavatories	Accessibility	

Facility	Floor ID	Facility Area Name	Element	Assessment Results	Corrective Action Plan	Meets Standard	Priority Level	FADS Reference	OBC/DOPSS Reference	Correction Type	Photo ID
St. Jacob Warehouse	1	Washroom - Women	Path of Travel	Room dimensions: 2870 mm deep x 1180 mm wide.	Retrofit to create a universal toilet room with all related features according to FADS/OBC	Not Compliant	4	4.2.7 - Universal Washrooms	Div. B / 3.8.3.12.(1) to (6) - Universal Toilet Rooms	Accessibility	
St. Jacob Warehouse	1	Washroom - Women	Toilet	Toilet seat: 410 mm high; tank available for back support. Clear space beside toilet: 530 mm wide; in front: 2160 mm deep.	See recommendation to retrofit washroom	Not Compliant	4	4.2.2 - Toilets	Div. B/3.8.3.9. - Water Closet Fixtures	Accessibility	3
St. Jacob Warehouse	1	Washroom - Women	Toilet Paper Holder	Toilet paper: 660 mm high	Reinstall toilet paper dispenser below or in front of the L-shaped grab bar so that it is no lower than 600 mm and no further than 300 mm from the front of the toilet.	Not Compliant	4	4.2.2 - Toilets	Div. B/3.8.3.9. - Water Closet Fixtures	Accessibility	3
St. Jacob Warehouse	1	Washroom - Women	Vanity / Counter / Sink	Sink: 805 mm high; knee space: 730 mm high. Soap dispenser: 1100 mm high; paper towel dispenser: 1320 mm high. Single lever faucet handle installed; 140 mm deep.	Reinstall paper towel dispenser so reach to use is not more than 400 mm deep. Maintain at heights no more than 1200 mm from the floor	Not Compliant	4	4.2.3 - Lavatories	Div. B / 3.8.3.11. - Lavatories	Accessibility	4

The Herrington Group

St. Jacobs Warehouse



1 St Jacobs Warehouse - Entrance



2 STJW - Womens washroom signage



3 STJW - Womens washroom toilet area




4 STJW Womens washroom sink area




5 STJW Mens washroom signage




6 STJW - Mens washroom sink area




7 STJW Mens washroom toilet area



8 STJW - Path to washrooms



9 STJW - Mens washroom coat hook placement



10 STJW - Mens washroom mirror placement



11 STJW - First Aid kit placement

Facility	Floor ID	Facility Area Name	Element	Assessment Results	Corrective Action Plan	Meets Standard	Priority Level	FADS Reference	OBC/DOPSS Reference	Correction Type	Photo ID
Elmira Works Yard - Union St	1	Break Room	Appliance Controls and Outlets	Microwave on shelf over counter: 1690 mm high	Reinstall microwave onto counter so that controls are not higher than 1200 mm from the floor.	Not Compliant	2	4.1.1 - Space and Reach Requirements	Div. B / 3.8.1.5. - Access to controls	Maintenance	4
Elmira Works Yard - Union St	1	Break Room	Wall Mounted Fixtures	Defibrillator: 1640 mm high; fire extinguisher: 1095 mm high	Lower defibrillator to 1200 mm high	Not Compliant	2	4.1.1 - Space and Reach Requirements	Div. B / 3.8.1.5. - Access to controls	Maintenance	
Elmira Works Yard - Union St	1	Break Room	Sink	Counter: 920 mm high	N/A	OBC Compliant	Compliant	4.3.7 - Tables, Counters and Work Surfaces	N/A		4
Elmira Works Yard - Union St	1	Entrance	Door - Clear Space	Door: 850 mm wide; interior door: 840 mm wide. Step at door: 150 mm high. Instructional sign for public.	Remove step and create accessible entry by installing a ramp that has a slope of no more than 1:20 (preferred; 1:15 minimum. Install detectable warning surface at top and bottom of ramp. Ensure surface is at least 900 mm wide and 300 mm deep. It should contrast from surrounding area. Install an automatic door opener. Controls should be 150 mm wide and installed no higher than 1200 mm	Not Compliant	3	4.1.5 - Entrances	Div. B / 3.8.3.3. - Doors and Doorways	Building Code	1-3

Facility	Floor ID	Facility Area Name	Element	Assessment Results	Corrective Action Plan	Meets Standard	Priority Level	FADS Reference	OBC/DOPSS Reference	Correction Type	Photo ID
Elmira Works Yard - Union St	1	Entrance	Exterior Accessible Route	Walkway: 2.0% - 3.0%	N/A	OBC/FADS/DOPSS Compliant	Compliant	4.1.4 - Accessible Routes, Paths and Corridors	Div. B / 3.8.3.2. - Exterior Walks/Path of Travel		3
Elmira Works Yard - Union St	1	Office	Door - Clear Space	Door: 840 mm wide; d-handle. Interior doors: 740 mm wide; knob handles.	Widen doors to 950 mm. If technically infeasible, an acceptable minimum width is 860 mm. Non-public doors may be 860 mm wide. Install a lever door handle	Not Compliant	4	4.1.6 - Doors	Div. B / 3.8.3.3. - Doors and Doorways	Accessibility	10,11
Elmira Works Yard - Union St	1	Parking	Accessible Spaces for Parking	No accessible parking available. 11 spaces total.	Install one Type A "van accessible" parking space of 3400 mm wide with access aisle and MTO compliant posted sign	Not Compliant	3	4.3.12 - Parking	O.Reg. 413/12 - 80.34-37 - Accessible Parking	Regulations Compliance	
Elmira Works Yard - Union St	1	Washroom - Men and Women	Doors	Door: 700 mm wide; knob handle.	Widen doors to 950 mm. If technically infeasible, an acceptable minimum width is 860 mm. Non-public doors may be 860 mm wide. Install a lever door handle. Install an automatic door opener. Controls should be 150 mm wide and installed no higher than 1200 mm	Not Compliant	3	4.1.6 - Doors	Div. B / 3.8.3.3. - Doors and Doorways	Building Code	5
Elmira Works Yard - Union St	1	Washroom - Men and Women	Individual Washroom Stall	Stall - Mens: 2680 mm long x 1070 mm wide. Womens: 1650 mm wide x 1290 mm long.	Retrofit to create a universal toilet room with all related features according to FADS/OBC	Not Compliant	4	4.2.1 - Toilet Stalls	Div. B / 3.8.3.8 - Water Closet Stalls	Accessibility	6-7;8-9

The Herrington Group

Union St Works Yard




1 Union St Works Yard - instructional sign



2 UWY - entrance door



3 UWY - Entrance



4 UWY - Break room kitchenette



5 UWY - Womens washroom signage




6 UWY Womens washroom toilet area



7 UWY Womens washroom sink area




8 UWY Mens washroom signage



9 UWY Mens washroom



10 UWY - Office 1



11 UWY - Office 2

Facility	Floor ID	Facility Area Name	Element	Assessment Results	Corrective Action Plan	Meets Standard	Priority Level	FADS Reference	OBC/DOPSS Reference	Correction Type	Photo ID
Woolwich Memorial Centre	2	2nd Floor - Track	Visual Alarms	Visual alarm installed	N/A	FADS Compliant	Compliant	4.4.4 - Visual Alarms	Div. B / 3.2.4.19.(4); Div. B / 3.2.4.22- Visual Alarms		12
Woolwich Memorial Centre	2	2nd Floor - Track	Access Points	Wheelchair seating areas off track at arena seating - 3 in total. Dimensions of smallest area: 910 mm deep x 2655 mm wide.	N/A	FADS Compliant	Compliant	4.3.2 - Viewing Positions	N/A		16
Woolwich Memorial Centre	2	2nd Floor - Track	Door - Clear Space	Door to track: 850 mm wide; automatic opener installed: 940 mm high x 150 mm wide.	N/A	OBC/FADS/DOPSS Compliant	Compliant	4.1.6 - Doors	Div. B / 3.8.3.3. - Doors and Doorways		
Woolwich Memorial Centre	2	2nd Floor - Track - Concession	Counters	Counter: 865 mm high; knee space: 640 mm high x 300 mm deep. Surface: 520 mm deep.	N/A	FADS Compliant	Compliant	4.3.8 - Information, Reception and Service Counters	O.Reg. 413/12 - 80.40 -43 - Obtaining Services - Counters and Queuing Areas		
Woolwich Memorial Centre	2	2nd Floor - Track - Concourse Café	Door - Clear Space	Door: 840 mm wide. No automatic door opener installed. Glazing installed on glass walls.	Install an automatic door opener. Controls should be 150 mm wide and installed no higher than 1200 mm	Not Compliant	4	4.1.6 - Doors	Div. B / 3.8.3.3. - Doors and Doorways	Accessibility	

Facility	Floor ID	Facility Area Name	Element	Assessment Results	Corrective Action Plan	Meets Standard	Priority Level	FADS Reference	OBC/DOPSS Reference	Correction Type	Photo ID
Woolwich Memorial Centre	2	2nd Floor - Track - Concourse Café	Counters	Serving counter: 815 mm high; knee space: 595 mm high x 110 mm deep, surface: 325 mm deep; side approach is possible.	N/A	FADS Compliant	Compliant	4.3.7 - Tables, Counters and Work Surfaces	O.Reg. 413/12 - 80.40 -43 - Obtaining Services - Counters and Queuing Areas		
Woolwich Memorial Centre	2	2nd Floor - Track - Womens and Mens Washroom	Toilet	Toilet: 450 mm high, no back support installed. Disposal: 590 mm high.	Install lid for back support.	Not Compliant	3	4.2.2 - Toilets	Div. B/3.8.3.9. - Water Closet Fixtures	Maintenance	13,14
Woolwich Memorial Centre	2	2nd Floor - Track - Womens and Mens Washroom	Toilet Paper Holder	Dispenser is installed in clear space of Lshaped bar.	Reinstall toilet paper dispenser below or in front of the L-shaped grab bar so that it is no lower than 600 mm and no further than 300 mm from the front of the toilet.	Not Compliant	3	4.2.2 - Toilets	Div. B/3.8.3.9. - Water Closet Fixtures	Maintenance	13,14
Woolwich Memorial Centre	2	2nd Floor - Track - Womens and Mens Washroom	Grab Bars	Lshaped bar installed beside toilet - Horizontal: 755 mm high x 760 mm long. Vertical: 1220 mm high x 760 mm long. Bar behind toilet - Horizontal: 875 mm high x 600 mm long. No fold down bar on transfer side.	Install wall mounted, fold down bar on transfer side.	Not Compliant	3	4.2.10 - Grab Bars	Div. B/3.8.3.9. - Water Closet Fixtures	Building Code	

Facility	Floor ID	Facility Area Name	Element	Assessment Results	Corrective Action Plan	Meets Standard	Priority Level	FADS Reference	OBC/DOPSS Reference	Correction Type	Photo ID
Woolwich Memorial Centre	2	2nd Floor - Track - Womens and Mens Washroom	Urinals	Men's - Urinal rim: 590 mm high, no grab bars installed. Automatic flush.	Reinstall urinal so that its rim is not more than 430 mm above the floor or is floor mounted. Install grab bars on each side of the urinal no more than 380 mm from its centre. Install bars in a vertical position. Bars should be at least 300 mm long and the lowest end installed between 600-650 mm from the floor.	Not Compliant	3	4.2.5 - Urinals	Div. B / 3.8.3.10 Urinals	Building Code	15
Woolwich Memorial Centre	2	2nd Floor - Track - Womens and Mens Washroom	Change Table	Change table - control: 1200 mm high; surface: 820 mm high	N/A	OBC/FADS/DOPSS Compliant	Compliant	4.2.6 - Washroom Accessories	Div. B / 3.8.2.3 - Barrier-Free Washrooms		
Woolwich Memorial Centre	2	2nd Floor - Track - Womens and Mens Washroom	Doors	Opening to washroom: 1100 mm wide. Path into washroom: 1430 mm wide	N/A	OBC/FADS/DOPSS Compliant	Compliant	4.1.6 - Doors	Div. B / 3.8.3.3. - Doors and Doorways		
Woolwich Memorial Centre	2	2nd Floor - Track - Womens and Mens Washroom	Individual Washroom Stall	Stall door: 830 mm wide. Dimensions: 1700 mm wide x 1500 mm deep.	N/A	OBC/FADS/DOPSS Compliant	Compliant	4.2.1 - Toilet Stalls	Div. B / 3.8.3.8 - Water Closet Stalls		

Facility	Floor ID	Facility Area Name	Element	Assessment Results	Corrective Action Plan	Meets Standard	Priority Level	FADS Reference	OBC/DOPSS Reference	Correction Type	Photo ID
Woolwich Memorial Centre	2	2nd Floor - Track - Womens and Mens Washroom	Mirrors	Large horizontal mirror: 1035 mm high.	N/A	OBC/FADS/DOPSS Compliant	Compliant	4.2.3 - Lavatories	Div. B / 3.8.3.11. - Lavatories		
Woolwich Memorial Centre	2	2nd Floor - Track - Womens and Mens Washroom	Vanity / Counter / Sink	Sink: 855 mm high; knee space: 710 mm high x 250 mm deep. Long levers installed at faucet: reach to use: 430 mm deep. Soap: 1185 mm high. Dryer: 1200 mm high. Garbage is wall mounted: 995 mm high	N/A	OBC/FADS/DOPSS Compliant	Compliant	4.2.3 - Lavatories	Div. B / 3.8.3.11. - Lavatories		
Woolwich Memorial Centre	2	2nd Floor - Track - Womens and Mens Washroom	Visual Alarms	Visual alarm installed	N/A	OBC/FADS/DOPSS Compliant	Compliant	4.4.4 - Visual Alarms	Div. B / 3.2.4.19.(4); Div. B / 3.2.4.22- Visual Alarms		
Woolwich Memorial Centre	1	Arena	Space and Reach Ranges	Defibrillator: 1480 mm high	Lower defibrillator to 1200 mm.	Not Compliant	2	4.1.1 - Space and Reach Requirements	Div. B / 3.8.1.5. - Access to controls	Life Safety	

Facility	Floor ID	Facility Area Name	Element	Assessment Results	Corrective Action Plan	Meets Standard	Priority Level	FADS Reference	OBC/DOPSS Reference	Correction Type	Photo ID
Woolwich Memorial Centre	1	Arena	Door - Clear Space	Sliding door, automatic. Total clear space: 1530 mm wide. Door to Ice surface: automatic, opens both doors simultaneously: 1680 mm wide. Auto control: 875 mm high x 100 mm wide. Slope at door: 2%.	N/A	OBC/FADS/DOPSS Compliant	Compliant	4.1.6 - Doors	Div. B / 3.8.3.3. - Doors and Doorways		
Woolwich Memorial Centre	1	Arena	Indoor Recreation Facilities	Viewing area in arena lobby has ample room for wheelchair seating. Upper level of track area has designated seating for arena.	N/A	FADS Compliant	Compliant	4.3.2 - Viewing Positions	N/A		11
Woolwich Memorial Centre	1	Arena	Interior Accessible Routes Interior Paths of Travel Interior Paths	Ramp to arena changerooms: 4.3% - 5.0% running slope. Railing installed on both sides: 895 mm high, 40 mm wide and 50 mm from the wall. Ramp is 1650 mm wide.	N/A	OBC/FADS/DOPSS Compliant	Compliant	4.1.9 - Ramps	Div. B / 3.8.3.4. - Ramps		
Woolwich Memorial Centre	1	Arena	Space and Reach Ranges	Fire pulls: Latch - 1030 mm high; Pull - 1160 mm high.	N/A	OBC/FADS/DOPSS Compliant	Compliant	4.1.1 - Space and Reach Requirements	Div. B / 3.8.1.5. - Access to controls		

Facility	Floor ID	Facility Area Name	Element	Assessment Results	Corrective Action Plan	Meets Standard	Priority Level	FADS Reference	OBC/DOPSS Reference	Correction Type	Photo ID
Woolwich Memorial Centre	1	Arena	Visual Alarms	Visual alarms in corridors	N/A	OBC/FADS/DOPSS Compliant	Compliant	4.4.4 - Visual Alarms	Div. B / 3.2.4.19.(4); Div. B / 3.2.4.22- Visual Alarms		17
Woolwich Memorial Centre	1	Arena - Change Room 4	Grab Bars	Lshaped grab bar installed: Horizontal - 775 mm high x 720 mm long; Vertical - 1200 mm high x 760 mm high. Bar behind toilet - Horizontal: 875 mm high x 600 mm long.	Install wall mounted fold down bar on transfer side of toilet.	Not Compliant	3	4.2.2 - Toilets	Div. B/3.8.3.9. - Water Closet Fixtures	Building Code	
Woolwich Memorial Centre	1	Arena - Change Room 4	Individual Washroom Stall	Stall door: 760 mm wide. Stall is 1790 mm wide x 1620 mm deep.	Widen stall door to 860 mm.	Not Compliant	3	4.2.1 - Toilet Stalls	Div. B / 3.8.3.8 - Water Closet Stalls	Building Code	
Woolwich Memorial Centre	1	Arena - Change Room 4	Accessible Showers	Opening to shower: 990 mm wide, no adjustable rod installed with showerhead	Install adjustable rod with showerhead in accessible shower.	Not Compliant	3	4.2.9 - Shower Stalls	N/A	Accessibility	9
Woolwich Memorial Centre	1	Arena - Change Room 4	Doors	Door: 1030 mm wide; no automatic opener. Path into change room: 1130 mm wide.	Install an automatic door opener at accessible change room. Controls should be 150 mm wide and installed no higher than 1200 mm	Not Compliant	4	4.1.6 - Doors	Div. B / 3.8.3.3. - Doors and Doorways	Accessibility	
Woolwich Memorial Centre	1	Arena - Change Room 4	Accessible Dressing Rooms	Benches installed along perimeter: 450 mm high. Hooks from bench is 1160 mm high, do not contrast from wall.	Paint hooks a contrasting colour from wall.	Not Compliant	4	4.4.15 - Texture and Colour	N/A	Maintenance	

Facility	Floor ID	Facility Area Name	Element	Assessment Results	Corrective Action Plan	Meets Standard	Priority Level	FADS Reference	OBC/DOPSS Reference	Correction Type	Photo ID
Woolwich Memorial Centre	1	Arena - Change Room 4	Coat Hooks	Hook on partition: 1170 mm high	N/A	OBC/FADS/DOPSS Compliant	Compliant	4.2.6 - Washroom Accessories	Div. B/3.8.3.9. - Water Closet Fixtures		
Woolwich Memorial Centre	1	Arena - Change Room 4	Toilet	Toilet seat: 410 mm high; lid installed for back support. Clear space beside toilet: 1095 mm wide; in front: 770 mm deep.	N/A	OBC/FADS/DOPSS Compliant	Compliant	4.2.2 - Toilets	Div. B/3.8.3.9. - Water Closet Fixtures		
Woolwich Memorial Centre	1	Arena - Change Room 4	Vanity / Counter / Sink	Sink is 860 mm high, has long lever faucet handles installed. Pipes are recessed. Soap on back wall: 1060 mm high; paper towel on back wall: 1200 mm high	N/A	OBC/FADS/DOPSS Compliant	Compliant	4.2.3 - Lavatories	Div. B / 3.8.3.11. - Lavatories		10
Woolwich Memorial Centre	1	Arena - Change Room 4	Visual Alarms	Visual alarm installed in change room.	N/A	OBC/FADS/DOPSS Compliant	Compliant	4.4.4 - Visual Alarms	Div. B / 3.2.4.19.(4); Div. B / 3.2.4.22- Visual Alarms		
Woolwich Memorial Centre	1	Arena - Change Room 8	Visual Alarms	Visual alarm installed	N/A	OBC/FADS/DOPSS Compliant	Compliant	4.4.4 - Visual Alarms	Div. B / 3.2.4.19.(4); Div. B / 3.2.4.22- Visual Alarms		
Woolwich Memorial Centre		Arena - Change Room 8	Accessible Dressing Rooms	No accessible shower or toilet, but other change rooms provide these facilities.	N/A	OBC/FADS/DOPSS Compliant	Compliant	4.3.4 - Dressing Rooms	N/A		

Facility	Floor ID	Facility Area Name	Element	Assessment Results	Corrective Action Plan	Meets Standard	Priority Level	FADS Reference	OBC/DOPSS Reference	Correction Type	Photo ID
Woolwich Memorial Centre	1	Arena - Universal Washroom	Visual Alarms	No visual alarm installed	Install visual alarms at minimum in corridors and washrooms. Consider installing visual alarms in areas where individuals may become isolated (eg. Locker rooms, stairwells etc.)	Not Compliant	2	4.4.4 - Visual Alarms	Div. B / 3.2.4.19.(4); Div. B / 3.2.4.22- Visual Alarms	Life Safety	
Woolwich Memorial Centre	1	Arena - Universal Washroom	Toilet Paper Holder	Dispenser installed in clear space of Lshaped grab bar.	Reinstall toilet paper dispenser below or in front of the L-shaped grab bar so that it is no lower than 600 mm and no further than 300 mm from the front of the toilet.	Not Compliant	3	4.2.2 - Toilets	Div. B/3.8.3.9. - Water Closet Fixtures	Maintenance	
Woolwich Memorial Centre	1	Arena - Universal Washroom	Grab Bars	Lshaped bar installed beside toilet - Horizontal: 745 mm high x 760 mm long. Vertical: 1190 mm high x 760 mm long. Bar behind toilet - Horizontal: 880 mm high x 600 mm long. No fold down bar on transfer side.	Install wall mounted, fold down bar on transfer side of toilet.	Not Compliant	3	4.2.10 - Grab Bars	Div. B/3.8.3.9. - Water Closet Fixtures	Building Code	

Facility	Floor ID	Facility Area Name	Element	Assessment Results	Corrective Action Plan	Meets Standard	Priority Level	FADS Reference	OBC/DOPSS Reference	Correction Type	Photo ID
Woolwich Memorial Centre	1	Arena - Universal Washroom	Accessible Route for Doors	Braille lettering on signage. Automatic opener installed: 950 mm high x 115 mm wide. Locking mechanism: 1135 mm high	N/A	OBC/FADS/DOPSS Compliant	Compliant	4.2.7 - Universal Washrooms	Div. B / 3.8.3.12.(1) to (6) - Universal Toilet Rooms		
Woolwich Memorial Centre	1	Arena - Universal Washroom	Call Systems	No emergency call system installed	Install emergency call button with controls between 400-600 mm high. Ensure emergency call is wired to staffed area.	OBC/FADS/DOPSS Compliant	Compliant	4.2.7 - Universal Washrooms	Div. B / 3.8.3.12.(1) to (6) - Universal Toilet Rooms		
Woolwich Memorial Centre	1	Arena - Universal Washroom	Change Table	Change table: Control - 1085 mm high; Surface - 800 mm high	N/A	OBC/FADS/DOPSS Compliant	Compliant	4.2.7 - Universal Washrooms	Div. B / 3.8.3.12.(1) to (6) - Universal Toilet Rooms		
Woolwich Memorial Centre	1	Arena - Universal Washroom	Doors	Door: 920 mm wide, lever handle.	N/A	OBC/FADS/DOPSS Compliant	Compliant	4.1.6 - Doors	Div. B / 3.8.3.3. - Doors and Doorways		
Woolwich Memorial Centre	1	Arena - Universal Washroom	Mirrors	Mirror is 1010 mm high, angled.	N/A	OBC/FADS/DOPSS Compliant	Compliant	4.2.3 - Lavatories	Div. B / 3.8.3.11. - Lavatories		
Woolwich Memorial Centre	1	Arena - Universal Washroom	Path of Travel	Dimensions: 2480 mm wide x 2150 mm deep	N/A	OBC/FADS/DOPSS Compliant	Compliant	4.2.7 - Universal Washrooms	Div. B / 3.8.3.12.(1) to (6) - Universal Toilet Rooms		

Facility	Floor ID	Facility Area Name	Element	Assessment Results	Corrective Action Plan	Meets Standard	Priority Level	FADS Reference	OBC/DOPSS Reference	Correction Type	Photo ID
Woolwich Memorial Centre	1	Arena - Universal Washroom	Toilet	Toilet seat: 450 mm high, lid installed for back support. Flush is on the transfer side of toilet. Disposal beside toilet: 590 mm high. Clear space beside toilet: 1910 mm wide; in front: 1460 mm deep.	N/A	OBC/FADS/DOPSS Compliant	Compliant	4.2.7 - Universal Washrooms	Div. B / 3.8.3.12.(1) to (6) - Universal Toilet Rooms		
Woolwich Memorial Centre	1	Arena - Universal Washroom	Vanity / Counter / Sink	Sink: 790 mm high; knee space: 690 mm high x 350 mm deep. Long lever faucet handles installed; reach to use: 460 mm deep. Soap installed on back wall: 1220 mm high. Dryer is automatic: 1180 mm high. Garbage is wall mounted: 990 mm high.	N/A	OBC/FADS/DOPSS Compliant	Compliant	4.2.3 - Lavatories	Div. B / 3.8.3.11. - Lavatories		
Woolwich Memorial Centre	1	Community Centre/Gymnasium	Coat Hooks	Coat rack - Rail: 1730 mm high; shelf: 1830 mm high	Install coat rack with rail no higher than 1200 mm from the floor.	Not Compliant	4	4.1.1 - Space and Reach Requirements	Div. B / 3.8.1.5. - Access to controls	Accessibility	
Woolwich Memorial Centre	1	Community Centre/Gymnasium	Indoor Recreation Facilities	Door: 830 mm wide; lever handle. No automatic opener installed	Install an automatic door opener. Controls should be 150 mm wide and installed no higher than 1200 mm	Not Compliant	4	4.1.6 - Doors	Div. B / 3.8.3.3. - Doors and Doorways	Accessibility	

Facility	Floor ID	Facility Area Name	Element	Assessment Results	Corrective Action Plan	Meets Standard	Priority Level	FADS Reference	OBC/DOPSS Reference	Correction Type	Photo ID
Woolwich Memorial Centre	1	Community Centre/Gymnasium	Concession	Serving counter: 920 mm high; knee space: 795 mm high x 310 mm deep. Surface: 535 mm deep.	N/A	OBC/FADS/DOPSS Compliant	Compliant	4.3.7 - Tables, Counters and Work Surfaces	O.Reg. 413/12 - 80.40 -43 - Obtaining Services - Counters and Queuing Areas		
Woolwich Memorial Centre	1	Community Centre/Gymnasium	Visual Alarms	Visual alarm installed	N/A	OBC/FADS/DOPSS Compliant	Compliant	4.4.4 - Visual Alarms	Div. B / 3.2.4.19.(4); Div. B / 3.2.4.22- Visual Alarms		23
Woolwich Memorial Centre	1	Elevator	Audio Cues in Elevator	No voice announcement provided	Install an annunciator panel with voice announcement of direction and floor	Not Compliant	4	4.1.14 - Elevators	N/A	Accessibility	
Woolwich Memorial Centre	1	Elevator	Elevator Doors	Door: 1060 mm wide	N/A	FADS Compliant	Compliant	4.1.14 - Elevators	N/A		
Woolwich Memorial Centre	1	Elevator	Hallway Indicators in Elevators	Call button: 1050 mm high. LED panel on lintel to indicate floor and direction,	N/A	FADS Compliant	Compliant	4.1.14 - Elevators	N/A		
Woolwich Memorial Centre	1	Elevator	Inside Elevator	Dimensions: 2040 mm wide x 1650 mm deep	N/A	FADS Compliant	Compliant	4.1.14 - Elevators	N/A		
Woolwich Memorial Centre	1	Entrance	Counters	Service counter in lobby has lowered section: 765 mm high, no knee space; a side approach is possible.	N/A	OBC/FADS/DOPSS Compliant	Compliant	4.3.8 - Information, Reception and Service Counters	O.Reg. 413/12 - 80.40 -43 - Obtaining Services - Counters and Queuing Areas		

Facility	Floor ID	Facility Area Name	Element	Assessment Results	Corrective Action Plan	Meets Standard	Priority Level	FADS Reference	OBC/DOPSS Reference	Correction Type	Photo ID
Woolwich Memorial Centre	1	Entrance	Door - Clear Space	Front Entrance - Sliding doors are installed; total clear space: 1820 mm wide. Back entrance - Interior door is 835 mm wide; exterior door is 800 mm wide. Automatic opener installed: 1030 mm - 1080 mm high x 100 mm wide.	N/A	OBC/FADS/DOPSS Compliant	Compliant	4.1.5 - Entrances	Div. B / 3.8.1.2.(1) - Public Entrances		1
Woolwich Memorial Centre	2	Fitness Centre	Indoor Recreation Facilities	Service desk has chairs in front and interior automatic control is blocked by table	Remove table and chairs.	Not Compliant	3	4.1.1 - Space and Reach Requirements	Div. B / 3.8.1.5. - Access to controls	Maintenance	21
Woolwich Memorial Centre	2	Fitness Centre	Space and Reach Ranges	Defibrillator: 1370 mm high	Lower defibrillator to 1200 mm.	Not Compliant	3	4.1.1 - Space and Reach Requirements	Div. B / 3.8.1.5. - Access to controls	Maintenance	
Woolwich Memorial Centre	2	Fitness Centre	Door - Clear Space	Door: 830 mm wide. Automatic opener installed: 1140 mm high x 100 mm wide. Card swipe: 1320 mm high	N/A	OBC/FADS/DOPSS Compliant	Compliant	4.1.6 - Doors	Div. B / 3.8.3.3. - Doors and Doorways		

Facility	Floor ID	Facility Area Name	Element	Assessment Results	Corrective Action Plan	Meets Standard	Priority Level	FADS Reference	OBC/DOPSS Reference	Correction Type	Photo ID
Woolwich Memorial Centre	2	Fitness Centre	Interior Accessible Routes Interior Paths of Travel Interior Paths	Path between machines: 1240 mm wide	N/A	OBC/FADS/DOPSS Compliant	Compliant	4.1.4 - Accessible Routes, Paths and Corridors	Div. B / 3.8.1.3.(4) - Barrier-free path of travel clear space		20
Woolwich Memorial Centre	2	Fitness Centre	Visual Alarms	Visual alarm installed	N/A	OBC/FADS/DOPSS Compliant	Compliant	4.4.4 - Visual Alarms	Div. B / 3.2.4.19.(4); Div. B / 3.2.4.22- Visual Alarms		
Woolwich Memorial Centre	2	Fitness Centre - Path of Travel	Accessible Route for Fountains	Spout: 870 mm high. Control: 740 mm high. Knee space: 670 mm high x 460 mm deep. Bottle filler: 950 mm high; control: 870 mm high	N/A	OBC/FADS/DOPSS Compliant	Compliant	4.3.1 - Drinking Fountains	Div. B / 3.8.3.16 Drinking Fountains		19
Woolwich Memorial Centre	2	Fitness Centre - Washroom	Call Systems	No emergency call system installed	Install emergency call button with controls between 400-600 mm high. Ensure emergency call is wired to staffed area.	Not Compliant	2	4.2.7 - Universal Washrooms	Div. B / 3.8.3.12.(1) to (6) - Universal Toilet Rooms	Life Safety	

Facility	Floor ID	Facility Area Name	Element	Assessment Results	Corrective Action Plan	Meets Standard	Priority Level	FADS Reference	OBC/DOPSS Reference	Correction Type	Photo ID
Woolwich Memorial Centre	2	Fitness Centre - Washroom	Visual Alarms	No visual alarm inside washroom	Install visual alarms at minimum in corridors and washrooms. Consider installing visual alarms in areas where individuals may become isolated (eg. Locker rooms, stairwells etc.)	Not Compliant	2	4.4.4 - Visual Alarms	Div. B / 3.2.4.19.(4); Div. B / 3.2.4.22- Visual Alarms	Life Safety	
Woolwich Memorial Centre	2	Fitness Centre - Washroom	Doors	Door: 820 mm wide; lever handle. No automatic door opener installed.	Install an automatic door opener. Controls should be 150 mm wide and installed no higher than 1200 mm	Not Compliant	3	4.1.6 - Doors	Div. B / 3.8.3.3. - Doors and Doorways	Building Code	18
Woolwich Memorial Centre	2	Fitness Centre - Washroom	Grab Bars	Lshaped bar installed beside toilet - Horizontal: 775 mm high x 700 mm long. Vertical: 1200 mm high x 760 mm long. Bar behind toilet - Horizontal: 875 mm high x 600 mm long. No fold down bar on transfer side.	Install wall mounted, fold down bar on transfer side of toilet.	Not Compliant	3	4.2.7 - Universal Washrooms	Div. B / 3.8.3.12.(1) to (6) - Universal Toilet Rooms	Building Code	
Woolwich Memorial Centre	2	Fitness Centre - Washroom	Change Table	Change table - Control: 1090 mm high; Surface: 840 mm high	N/A	OBC/FADS/DOPSS Compliant	Compliant	4.2.7 - Universal Washrooms	Div. B / 3.8.3.12.(1) to (6) - Universal Toilet Rooms		18
Woolwich Memorial Centre	2	Fitness Centre - Washroom	Mirrors	Mirror edge is 1000 mm high, mirror is angled.	N/A	OBC/FADS/DOPSS Compliant	Compliant	4.2.3 - Lavatories	Div. B / 3.8.3.11. - Lavatories		18

Facility	Floor ID	Facility Area Name	Element	Assessment Results	Corrective Action Plan	Meets Standard	Priority Level	FADS Reference	OBC/DOPSS Reference	Correction Type	Photo ID
Woolwich Memorial Centre	2	Fitness Centre - Washroom	Path of Travel	Dimensions: 2480 mm wide x 2280 mm deep	N/A	OBC/FADS/DOPSS Compliant	Compliant	4.2.7 - Universal Washrooms	Div. B / 3.8.3.12.(1) to (6) - Universal Toilet Rooms		
Woolwich Memorial Centre	2	Fitness Centre - Washroom	Toilet	Toilet seat: 440 mm high. Lid installed for back support. Disposal: 640 mm high.	N/A	OBC/FADS/DOPSS Compliant	Compliant	4.2.2 - Toilets	Div. B/3.8.3.9. - Water Closet Fixtures		18
Woolwich Memorial Centre	2	Fitness Centre - Washroom	Toilet Paper Holder	Installed in front of Lshaped grab bar: 800 mm high	N/A	OBC/FADS/DOPSS Compliant	Compliant	4.2.2 - Toilets	Div. B/3.8.3.9. - Water Closet Fixtures		19
Woolwich Memorial Centre	2	Fitness Centre - Washroom	Vanity / Counter / Sink	Sink: 880 mm high; knee space: 800 mm high x 330 mm deep. Garbage is wall mounted; 990 mm high. Soap and Paper towel on back wall: 1210 mm high. Dryer 1200 mm high.	N/A	OBC/FADS/DOPSS Compliant	Compliant	4.2.3 - Lavatories	Div. B / 3.8.3.11. - Lavatories		18
Woolwich Memorial Centre	2	Meeting Room 2	Door - Clear Space	Door: 810 mm wide, lever handle	N/A	OBC Compliant	Compliant	4.1.6 - Doors	Div. B / 3.8.3.3. - Doors and Doorways		
Woolwich Memorial Centre	2	Meeting Room 2	Path of Travel	Table: 745 mm high; knee space: 710 mm high. Sink has single lever on faucet. Reach to use is 470 mm deep. Counter is 920 mm high	N/A	OBC/FADS/DOPSS Compliant	Compliant	4.3.7 - Tables, Counters and Work Surfaces	Div. B / 3.8.1.5. - Access to controls		

Facility	Floor ID	Facility Area Name	Element	Assessment Results	Corrective Action Plan	Meets Standard	Priority Level	FADS Reference	OBC/DOPSS Reference	Correction Type	Photo ID
Woolwich Memorial Centre	1	Parking	Accessible Spaces for Parking	204 regular spaces; 17 accessible spaces. Accessible spaces are 4280 mm - 4340 mm wide x 5360 mm long. Parallel spaces are: 5690 mm wide x 5240 mm long. No access aisles painted in accessible spaces.	Paint access aisles at least 2000 mm wide beside each space. If technically infeasible, access aisle may be reduced to 1500 mm. Access aisles may be shared by two parking spaces. Must extend the full length of the parking space.	Not Compliant	3	4.3.12 - Parking	O.Reg. 413/12 - 80.33 - Off-Street Parking	Regulations Compliance	2-5
Woolwich Memorial Centre	1	Parking	Signage For Parking	Ministry of Transportation signage installed in accessible spaces. Symbol painted in each space.	N/A	OBC/FADS/DOPSS Compliant	Compliant	4.3.12 - Parking	O.Reg. 413/12 - 80.33 - Off-Street Parking		2-5
Woolwich Memorial Centre	1	Pool	Interior Accessible Routes Interior Paths of Travel Interior Paths	Visual alarm installed. Fire extinguisher: 1580 mm high. Fire pull: latch 1010 mm high; pull: 1170 mm high. Emergency stop: latch - 1260 mm high; control - 1070 mm high.	Lower fire extinguisher to 1200 mm.	Not Compliant	2	4.1.1 - Space and Reach Requirements	Div. B / 3.8.1.5. - Access to controls	Maintenance	
Woolwich Memorial Centre	1	Pool	Pool Boundaries	Boundaries clearly defined with colour contrast at pool edge.	N/A	OBC/FADS/DOPSS Compliant	Compliant	4.5.3 - Swimming Pools, Therapeutic Pools and Public Spas	Div. B / 3.11.3.1.(14) - Public Pool - Deck - Warning Surface		

Facility	Floor ID	Facility Area Name	Element	Assessment Results	Corrective Action Plan	Meets Standard	Priority Level	FADS Reference	OBC/DOPSS Reference	Correction Type	Photo ID
Woolwich Memorial Centre	1	Pool	Ramps	Ramps installed to facilitate access to pool	N/A	OBC/FADS/DOPSS Compliant	Compliant	4.5.3 - Swimming Pools, Therapeutic Pools and Public Spas	Div. B / 3.11.3.1.(18) - Div. B / 3.11.3.2 - Public Pools - Entry and Egress		
Woolwich Memorial Centre	1	Pool - Family Change Room	Call Systems	No emergency call system installed	Install emergency call button with controls between 400-600 mm high. Ensure emergency call is wired to staffed area.	Not Compliant	2	4.2.7 - Universal Washrooms	Div. B / 3.8.3.12.(1) to (6) - Universal Toilet Rooms	Life Safety	
Woolwich Memorial Centre	1	Pool - Family Change Room	Toilet Paper Holder	Dispenser is installed in the Lshaped grab bar clear space.	Reinstall toilet paper dispenser below or in front of the L-shaped grab bar so that it is no lower than 600 mm and no further than 300 mm from the front of the toilet.	Not Compliant	3	4.2.2 - Toilets	Div. B/3.8.3.9. - Water Closet Fixtures	Maintenance	
Woolwich Memorial Centre	1	Pool - Family Change Room	Grab Bars	L shaped grab bars installed: Horizontal bar: 760 mm high x 720 mm long. Vertical bar: 1240 mm high x 760 mm long. No fold down wall mounted bar. Bar behind toilet: 880 mm high x 600 mm long.	Install fold down wall mounted grab bar on transfer side.	Not Compliant	3	4.2.10 - Grab Bars	Div. B / 3.8.3.8 - Water Closet Stalls	Building Code	

Facility	Floor ID	Facility Area Name	Element	Assessment Results	Corrective Action Plan	Meets Standard	Priority Level	FADS Reference	OBC/DOPSS Reference	Correction Type	Photo ID
Woolwich Memorial Centre	1	Pool - Family Change Room	Accessible Dressing Rooms	Corridor to pool change rooms: Slope: 2.3% - 3.5%.	N/A	OBC/FADS/DOPSS Compliant	Compliant	4.1.4 - Accessible Routes, Paths and Corridors	Div. B / 3.8.1.3.(4) - Barrier-free path of travel clear space		
Woolwich Memorial Centre	1	Pool - Family Change Room	Accessible Showers	Roll in shower by pool entrance 1500 mm wide x 920 mm deep.	N/A	FADS Compliant	Compliant	4.2.9 - Shower Stalls	N/A		7
Woolwich Memorial Centre	1	Pool - Family Change Room	Change Table	Adult change table installed: 855 mm high. Table is 1855 mm wide x 840 mm deep.	N/A	FADS Compliant	Compliant	4.2.7 - Universal Washrooms	Div. B / 3.8.3.12.(1) to (6) - Universal Toilet Rooms		
Woolwich Memorial Centre	1	Pool - Family Change Room	Colour Contrast	Colour contrast between walls, floors and fixtures is good.	N/A	FADS Compliant	Compliant	4.4.15 - Texture and Colour	N/A		
Woolwich Memorial Centre	1	Pool - Family Change Room	Doors	Sliding front door, glazed. Signage has tactile/braille lettering: 1260 mm wide. Change room door: 920 mm wide; lever handle. Automatic opener installed: 970 mm high x 100 mm wide.	N/A	OBC/FADS/DOPSS Compliant	Compliant	4.1.6 - Doors	Div. B / 3.8.3.3. - Doors and Doorways		
Woolwich Memorial Centre	1	Pool - Family Change Room	Fixtures	Lock and automatic control: 965 mm high. Disposal: 640 mm high. Full and half-sized lockers.	N/A	FADS Compliant	Compliant	4.1.6 - Doors	N/A		8

Facility	Floor ID	Facility Area Name	Element	Assessment Results	Corrective Action Plan	Meets Standard	Priority Level	FADS Reference	OBC/DOPSS Reference	Correction Type	Photo ID
Woolwich Memorial Centre	1	Pool - Family Change Room	Interior Accessible Routes Interior Paths of Travel Interior Paths	Change room/washroom dimensions: 1580 mm wide x 2510 mm deep.	N/A	OBC Compliant	Compliant	4.2.7 - Universal Washrooms	Div. B / 3.8.3.12.(1) to (6) - Universal Toilet Rooms		
Woolwich Memorial Centre	1	Pool - Family Change Room	Mirrors	Mirror is 1060 mm high	N/A	OBC/FADS/DOPSS Compliant	Compliant	4.2.3 - Lavatories	Div. B / 3.8.3.11. - Lavatories		
Woolwich Memorial Centre	1	Pool - Family Change Room	Roll in Shower with Seat	Seat: 470 mm high x 446 mm deep	N/A	FADS Compliant	Compliant	4.2.9 - Shower Stalls	N/A		7
Woolwich Memorial Centre	1	Pool - Family Change Room	Toilet	Seat 460 mm high. No lid for back support. Clear space beside toilet: 930 mm wide; in front: 1980 mm deep.	N/A	OBC/FADS/DOPSS Compliant	Compliant	4.2.2 - Toilets	Div. B/3.8.3.9. - Water Closet Fixtures		

Facility	Floor ID	Facility Area Name	Element	Assessment Results	Corrective Action Plan	Meets Standard	Priority Level	FADS Reference	OBC/DOPSS Reference	Correction Type	Photo ID
Woolwich Memorial Centre	1	Pool - Family Change Room	Vanity / Counter / Sink	Sink: 880 mm high; knee space: 750 mm high x 260 mm deep. Long lever faucet handles installed on sink: 420 mm deep. Soap installed on mirror: 1090 mm high. Paper towel: 1180 mm high. Dryer: 1210 mm high.	N/A	OBC/FADS/DOPSS Compliant	Compliant	4.2.3 - Lavatories	Div. B / 3.8.3.11. - Lavatories		
Woolwich Memorial Centre	1	Pool - Family Change Room	Visual Alarms	Visual alarm installed	N/A	OBC/FADS/DOPSS Compliant	Compliant	4.4.4 - Visual Alarms	Div. B / 3.2.4.19.(4); Div. B / 3.2.4.22- Visual Alarms		6
Woolwich Memorial Centre	1	Seniors Centre	Door - Clear Space	Door: 830 mm wide; lever handle. Equipped with automatic door opener. Controls: 970 mm high x 150 mm wide.	N/A	OBC/FADS/DOPSS Compliant	Compliant	4.1.6 - Doors	Div. B / 3.8.3.3. - Doors and Doorways		

Facility	Floor ID	Facility Area Name	Element	Assessment Results	Corrective Action Plan	Meets Standard	Priority Level	FADS Reference	OBC/DOPSS Reference	Correction Type	Photo ID
Woolwich Memorial Centre	1	Seniors Centre - Servery	Sink	Sink: 915 mm high. Short lever faucet handles installed. Reach to use: 560 mm deep. Soap installed on back wall: 1430 mm high; paper towel on back wall: 1415 mm high. Microwave: 1130 mm high.	Install long lever faucet handles with tactile lettering (H&C) or install automatic faucets. Reinstall soap and towel dispensers so reach to use is not more than 400 mm deep. Maintain at heights no more than 1200 mm from the floor	Not Compliant	3	4.1.1 - Space and Reach Requirements	Div. B / 3.8.1.5. - Access to controls	Maintenance	
Woolwich Memorial Centre	1	Seniors Centre - Servery	Accessible Route for Doors	Door: 820 mm wide; lever handle. Path in: 1000 mm - 1295 mm wide.	N/A	OBC Compliant	Compliant	4.1.6 - Doors	Div. B / 3.8.3.3. - Doors and Doorways		
Woolwich Memorial Centre	1	Seniors Centre - Servery	Appliance Controls and Outlets	Front mounted controls on stove/oven.	N/A	FADS Compliant	Compliant	4.1.1 - Space and Reach Requirements	Div. B / 3.8.1.5. - Access to controls		
Woolwich Memorial Centre	1	Seniors Centre - Washroom	Call Systems	No emergency call button installed.	Install emergency call button with controls between 400-600 mm high. Ensure emergency call is wired to staffed area.	Not Compliant	2	4.2.7 - Universal Washrooms	Div. B / 3.8.3.12.(1) to (6) - Universal Toilet Rooms	Life Safety	24-26
Woolwich Memorial Centre	1	Seniors Centre - Washroom	Path of Travel	Dimensions: Narrowest point: 1260 mm wide x 2400 mm deep.	Remove cabinet to increase rotation space and install wall mounted shelf.	Not Compliant	3	4.2.7 - Universal Washrooms	Div. B / 3.8.3.12.(1) to (6) - Universal Toilet Rooms	Maintenance	25

Facility	Floor ID	Facility Area Name	Element	Assessment Results	Corrective Action Plan	Meets Standard	Priority Level	FADS Reference	OBC/DOPSS Reference	Correction Type	Photo ID
Woolwich Memorial Centre	1	Seniors Centre - Washroom	Toilet	Toilet: 440 mm high; lid installed for back support. Clear space beside toilet obstructed by cabinet.	See recommendation to remove cabinet.	Not Compliant	3	4.2.7 - Universal Washrooms	Div. B / 3.8.3.12.(1) to (6) - Universal Toilet Rooms	Maintenance	25
Woolwich Memorial Centre	1	Seniors Centre - Washroom	Toilet Paper Holder	Dispenser installed in clear space of grab bar.	Reinstall toilet paper dispenser below or in front of the L-shaped grab bar so that it is no lower than 600 mm and no further than 300 mm from the front of the toilet.	Not Compliant	3	4.2.2 - Toilets	Div. B/3.8.3.9. - Water Closet Fixtures	Maintenance	24
Woolwich Memorial Centre	1	Seniors Centre - Washroom	Grab Bars	Lshaped bar installed beside toilet - Horizontal: 775 mm high x 700 mm long. Vertical: 1200 mm high x 760 mm long. Bar behind toilet - Horizontal: 875 mm high x 600 mm long. No fold down bar on transfer side.	Install wall mounted fold down grab bar on transfer side of toilet.	Not Compliant	3	4.2.10 - Grab Bars	Div. B/3.8.3.9. - Water Closet Fixtures	Building Code	24

Facility	Floor ID	Facility Area Name	Element	Assessment Results	Corrective Action Plan	Meets Standard	Priority Level	FADS Reference	OBC/DOPSS Reference	Correction Type	Photo ID
Woolwich Memorial Centre	1	Seniors Centre - Washroom	Doors	Door to washroom: 820 mm wide; lever handle. Automatic opener installed: 950 mm high x 100 mm wide. Door to exterior outside washroom: 870 mm wide; automatic opener installed. Opens both doors simultaneously: clear space - 1365 mm wide.	N/A	OBC/FADS/DOPSS Compliant	Compliant	4.1.6 - Doors	Div. B / 3.8.3.3. - Doors and Doorways		
Woolwich Memorial Centre	1	Seniors Centre - Washroom	Mirrors	Mirror is 1030 mm high, angled.	N/A	OBC/FADS/DOPSS Compliant	Compliant	4.2.3 - Lavatories	Div. B / 3.8.3.11. - Lavatories		25
Woolwich Memorial Centre	1	Seniors Centre - Washroom	Vanity / Counter / Sink	Sink: 880 mm high; knee space: 800 mm high x 330 mm deep. Garbage is wall mounted; 990 mm high. Paper towel on back wall: 1410 mm high. Dryer 1200 mm high.	N/A	OBC/FADS/DOPSS Compliant	Compliant	4.2.7 - Universal Washrooms	Div. B / 3.8.3.12.(1) to (6) - Universal Toilet Rooms		26
Woolwich Memorial Centre	1	Seniors Centre - Washroom	Visual Alarms	Visual alarm installed	N/A	OBC/FADS/DOPSS Compliant	Compliant	4.4.4 - Visual Alarms	Div. B / 3.2.4.19.(4); Div. B / 3.2.4.22- Visual Alarms		

Facility	Floor ID	Facility Area Name	Element	Assessment Results	Corrective Action Plan	Meets Standard	Priority Level	FADS Reference	OBC/DOPSS Reference	Correction Type	Photo ID
Woolwich Memorial Centre	1	Stair	Warning Surfaces	No warning surface at top of stairs	Install detectable warning surface at top of stairs and at landings. Surface shall be constructed in accordance with ISO 23599 Tactile Walking Surface Indicators including colour contrasting, truncated domes set back 300-500 mm from start	Not Compliant	3	4.1.11 - Stairs	N/A	Building Code	
Woolwich Memorial Centre	1	Stair	Handrails	Railings installed on both sides of stair: 940 mm high x 50 mm wide x 50 mm from the wall.	N/A	FADS Compliant	Compliant	4.1.11 - Stairs	N/A		
Woolwich Memorial Centre	1	Stair	Nosings	Nosing contrasts from surrounding tread	N/A	FADS Compliant	Compliant	4.1.11 - Stairs	N/A		
Woolwich Memorial Centre	1	Stair	Stairs	Riser: 160 mm high; Tread: 310 mm deep	N/A	FADS Compliant	Compliant	4.1.11 - Stairs	N/A		

The Herrington Group

Woolwich Memorial Centre



1 Woolwich Memorial Centre



2 WMC - Accessible parking front




3 WMC - Accessible parking front 2




4 WMC - Accessible parking side - parallel spaces



5 WMC - Accessible parking back




6 WMC - Family change room visual alarm installed



7 WMC Family Change Room - shower



8 WMC Family change room - locker options



9 WMC Team Room 4 - shower




10 WMC Team room 4 - sink area




11 WMC - Rink viewing area- lobby




12 WMC 2nd floor Track - visual alarm installed



13 WMC- 2nd floor Track Womens washroom



14 WMC -2nd floor Track Mens washroom toilet area



15 WMC 2nd floor Track Mens washroom urinal



16 WMC 2nd Floor Arena Viewing Area




17 WMC 2nd Floor Arena visual alarm



18 WMC Fitness Centre washroom sink area




19 WMC Fitness Centre drinking fountains



20 WMC Fitness Centre path




21 WMC Fitness Centre - auto door obstruction



22 WMC
Community Centre
- visual alarm



23 WMC Seniors
Centre Universal
washroom toilet
area



24 WMC Seniors
Centre Universal
washroom sink
area



25 WMC Seniors
Centre Universal
washroom
accessories